

CRIME SCENE PROCESSING

CRIJ 4344 | SPRING 2021

Course Syllabus

"The investigator seeks out the *truth*, the whole naked incontrovertible truth, let it finish where it may. -Frances Glessner Lee



Course Description

This course will present the fundamentals of crime scene investigation by discussing the identification, documentation, and collection of physical evidence at crime scenes. The course will emphasize techniques for crime scene documentation such as note-taking, photography, and sketching, as well as the proper collection and packaging techniques for different types of evidence to ensure that the evidence is protected for future forensic analysis. Students will be asked to think critically about the management of crime scenes, evidence collection and analysis procedures, crime scene personnel/agencies, and evidence admissibility in court. At the end of the course, students will participate in a mock crime scene examination that will require application of course material to a full crime scene processing. During the mock scene, students will be required to follow procedures to ensure that the scene is properly secured and documented and that all relevant evidence is located, processed, and collected in such a way as to ensure investigator safety and evidence sustainability.

DR. DANIELLE BAILEY

My office is in the College of Arts & Sciences building, Office 134. You can reach me at dbailey@uttyler.edu or 903.566.7432.

I hold Online Open Hours on Thursdays from 12:20PM to 3:00 p.m. During these times, I will be available in my personal Zoom meeting room. You can also schedule a virtual or on-campus appointment as needed. Please email appointment requests.

Class Details

Wednesdays
6:00 P.M. - 8:45 P.M.
CAS 257

Syllabus Contents

| | |
|--------|--|
| Page 2 | Learning Objectives & Course Materials |
| Page 3 | Course Assignments |
| Page 5 | Grading Scale |
| Page 6 | Dr. Bailey's Information |
| Page 7 | Course Schedule |
| Page 8 | Student Resources |
| Page 9 | UT Tyler Course Policies |

This syllabus was created to provide you with an overview of the learning expectations for this course. You can find additional details about class assignments and course policies on the Canvas Course Syllabus page.




Course Learning Objectives

By the completion of this course, you will be able to:

- Demonstrate crime management techniques
- Locate relevant physical evidence at a crime scene based on crime scene type
- Demonstrate evidence documentation procedures including sketching, notetaking, and photography
- Identify appropriate processing techniques for physical evidence
- Apply appropriate field-based processing techniques to physical evidence
- Determine appropriate evidence collection procedures based on the crime scene characteristics, alleged offense, and evidence type
- Describe situations that threaten evidence admissibility in court
- Assess safety considerations of crime scenes for investigators and laboratory analysts
- Analyze ethical concerns for crime scene investigators, crime laboratories, and the role of forensic science within the criminal justice system as a whole
- Manage a mock crime scene investigation from scene discovery to scene release

Required Textbook



The Science of Crime Scenes (2nd ed.)

M. Houck, F. Crispino, & T. McAdam

ISBN: 9780128498781 (Hardback)

ISBN: 9780128498774 (eBook)

Course Format

This course is taught in a blended format. Blended learning includes a face to face component as well as virtual components. These components are intended to compliment, not replace, one another. For example, you will be asked to complete lecture videos online that will then be used to facilitate in-class laboratory activities. To help you stay organized, a detailed course schedule is provided on Canvas that identifies online and in-class assignments.



Supplementary Materials

Additional instructional materials are provided for you on the Crime Scene Processing section of Dr. Bailey's website (link below). These materials include informational videos and other online materials that may be helpful for you as you prepare for the class laboratories. Use of Dr. Bailey's website is not required but is recommended for students seeking additional instruction or assistance with the course material.

<https://sites.google.com/view/daniellebaileyphd>



Course Assignments

Reading Responses

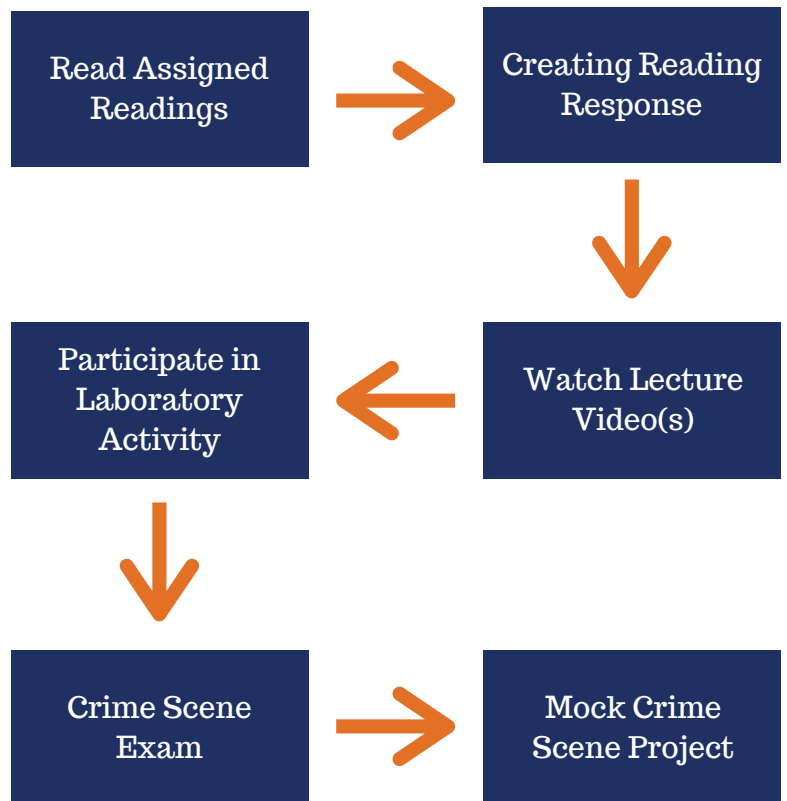
Readings are a vital part of this course because you will put the concepts into action during the module's laboratory activity. To promote retention and comprehension, you will submit a writing assignment each week in which you will respond to discussion questions about concepts in the readings. Discussion question must be answered in 100 - 300 word paragraphs. Reading responses will be submitted through Canvas Quizzes..

Lecture Video Quizzes

Some lecture material for this course will be provided online. Online lecture videos include quiz questions embedded into the video using PlayPosit. Lecture quizzes are automatically scored and entered into your Canvas gradebook after completing the video, but you may retake the video again for a higher score. Only the most recent score will be applied to your final grade.

Crime Scene Exam

You will complete one online exam worth 100 points. This exam will test you over all of the lecture material and assigned readings up to that point. The exam is also designed to help you prepare for the Mock Crime Scene, which will occur during the following module.





Laboratory Activities

This course includes multiple activities designed to provide you with practical experience using the crime scene processing techniques you learn throughout the semester. Due to equipment needs, these activities will be completed in small groups. Laboratory Activities will be graded on a group basis only.

Laboratory Reports

Most of the laboratory activities in this course will require a laboratory report write-up. Laboratory Reports will be submitted at the beginning of class on the due date noted in the Course Schedule. Laboratory Reports will be completed and graded as a group.

Mock Crime Scene

During the final laboratory of the semester, you and your classmates will process a mock crime scene from start to finish. You will need to document the crime scene using the appropriate sketching, note-taking, and photography techniques. You must also find relevant evidence within the scene, collect and package the evidence, and create a chain of custody for collected items.

The Mock Crime Scene will be done over several weeks. It starts with the Mock Crime Scene Laboratory Activity. You will be given two additional class days for evidence processing, after which time you will submit a Mock Crime Scene Laboratory Report as a class. The final part of the Mock Crime Scene Project is a Reflection Paper due during finals week.

Group Member Responsibilities

I expect you to adhere to the following conditions during group activities:

- 1. Notify me and your group members as early as possible if you are unable or unwilling to participate in any part of the group activity.*
- 2. Participate in your group to the best of your ability. You should expect to meet outside of class time (in person or virtually) to complete group assignments.*
- 3. Split group work evenly between all group members so that all group members contribute equally to the final product.*
- 4. Provide all requested contributions to your group before the assignment due date so that the group activity can be compiled, edited, and finalized together.*
- 5. Do not wait until the deadline to bring concerns to your group members and/or the professor.*
- 6. Bring your best self to your group.*

Group activities include both individual and group grade components. Based on the evaluation survey and unsolicited feedback, I reserve the right to adjust the group grade for any individual group member.

GRADES

Individual Assignments

| | |
|-------------------------------|------------|
| Welcome Module Scavenger Hunt | 20 points |
| Plagiarism Certificate | 20 points |
| Reading Responses | 100 points |
| Lecture Videos | 100 points |
| Online Exam | 100 points |

Individual Assignment Points:

340

Laboratory Activities

| | |
|---|------------|
| Laboratory Activities | 135 points |
| First Responder Duties Lab Report | 20 points |
| Crime Scene Sketching Lab Report | 25 points |
| Basic Photography Principles Lab Report | 45 points |
| Crime Scene Photography Lab Report | 50 points |
| Fingerprint Evidence Lab Report | 35 points |
| Bloodstain Pattern Evidence Lab Report | 40 points |

Laboratory Activity Points:

350

Mock Crime Scene

| | |
|--|------------|
| Mock Crime Scene Preparation | 20 points |
| Mock Crime Scene Laboratory Evidence Processing, Day One | 100 points |
| Evidence Processing, Day Two | 20 points |
| Evidence Processing, Day Two | 20 points |
| Mock Crime Scene Laboratory Report | 100 points |
| Mock Crime Scene Reflection Paper | 50 points |

Mock Crime Scene Points:

310

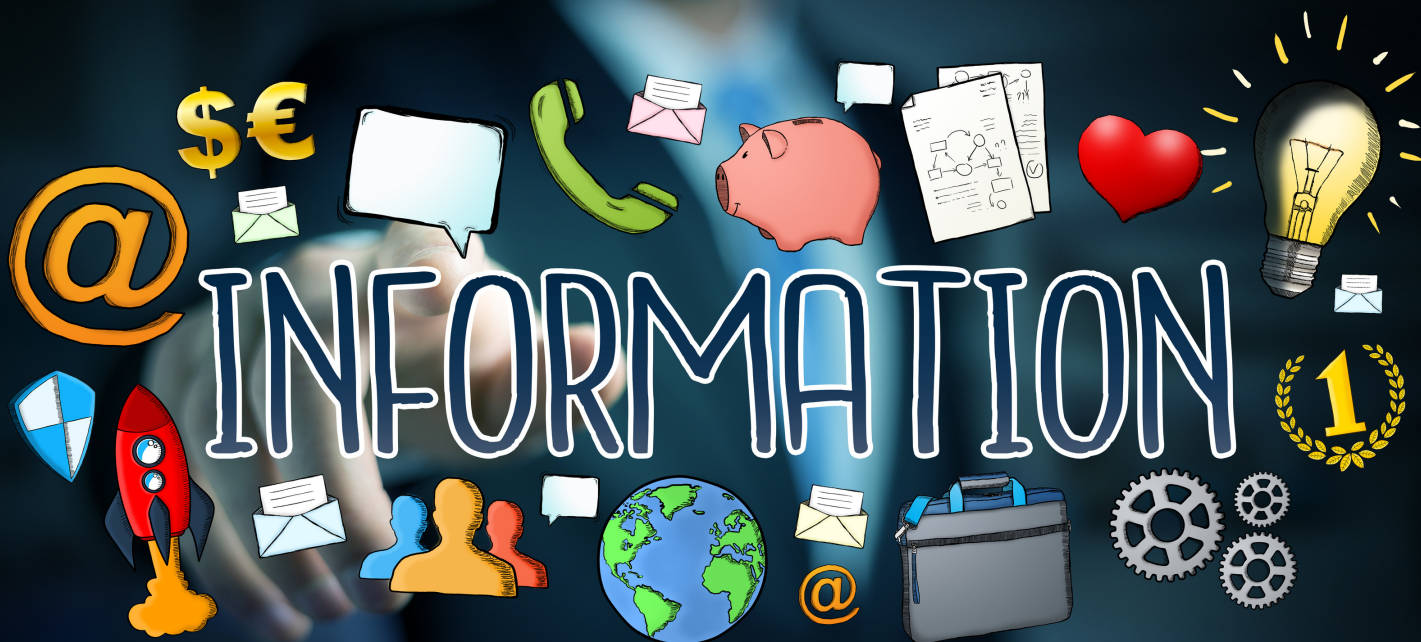
Total Points Possible

1,000

Grading Scale

- A 900 or more points
- B 800-899 points
- C 700-799 points
- D 600-699 points
- F Less than 600 points





Student Drop-In Hours

I hold regular drop-in hours each week. During these times, I can go over assignments, discuss quizzes/exams, and answer any questions about course material. If you are unable to visit me during my scheduled drop-in hours and need help, please feel free to contact me via email and set up an appointment. I can set up on-campus or video-conferencing appointments as necessary.

Professor Response Time

I try to respond to all emails and voicemails within one business day. I do not regularly check emails on weekends, holidays, and school breaks, so response time may be longer at these times. I try to grade all assignments, activities, and exams within two weeks of the due date. Much of the time you will be able to see grades sooner than the times listed. However, there are times when it takes longer to grade assignments, so please be patient if you do not see your grades immediately.

Assignment Submissions

All assignments must be submitted by time/date listed on the course schedule. No late assignments will be allowed unless there are emergency situations and documentation is provided. I highly encourage you to start working on your assignments early. This ensures you have time to contact the appropriate person(s) if unforeseen technological issues impact your ability to complete the assignment. Technical problems, even if they are not your fault, do not automatically qualify you for an extension or a “do-over” for the assignment.

Make-Up Laboratories

This course includes several hands-on laboratory activities that cannot be made up due to the special equipment required for each laboratory. For that reason, if you miss a laboratory due to an excused absence, you will be given the opportunity to make-up the laboratory points through an alternative writing assignment or an individual laboratory exercise. Multiple excused absences will be handled on a case by case basis.

**There are no
shortcuts to any
place worth
going.**

- Beverly Sills

Excused Absences

Excused absences include documented emergencies (e.g. doctor's note, subpoena) or school-related activity. Vacations, regularly scheduled doctor's appointments, and work schedules do not qualify as exceptional reasons and will not be accepted as an excused absence.

CLASS SCHEDULE



1

Introduction to Crime Scene Processing

- Welcome Module Scavenger Hunt
- Reading Response
- Lecture Video(s)

Crime Scene Organization

- Reading Response
- Lecture Video(s)
- First Responder Duties Laboratory

2

General Crime Scene Procedures

- Plagiarism Quiz Certificate
- Reading Response
- Lecture Videos(s)
- Crime Scene Sketching Laboratory

3

Basic Photography Principles, Part 1

- Reading Response
- Lecture Video(s)
- Basic Photography Principles Laboratory

4

Basic Photography Principles, Part 2

- Reading Response
- Lecture Video(s)
- Basic Photography Principles Laboratory (continued)

5

Crime Scene Photography

- Reading Response
- Lecture Video(s)
- Crime Scene Photography Laboratory

6

Chemical, Biological, and Fingerprint Evidence

- Reading Response
- Lecture Video(s)
- Fingerprint Evidence Laboratory

7

8

Bloodstain Pattern Evidence

- Reading Response
- Lecture Video(s)
- Bloodstain Pattern Evidence Laboratory

10

Mock Crime Scene Preparation

- Crime Scene Exam

12

Mock Crime Scene Evidence Processing

- Evidence Processing, Day 1

14

Finals Week

- Mock Crime Scene Reflection Paper

9

Recovery of Forensic Evidence

- Reading Response
- Lecture Video(s) Evidence Packaging Laboratory

11

Impression Evidence

- Reading Response
- Lecture Video(s)
- Impression Evidence Laboratory

13

Mock Crime Scene

- Mock Crime Scene Laboratory

15

Mock Crime Scene Evidence Processing

- Evidence Processing, Day 2
- Mock Crime Scene Laboratory Report



RESOURCES

Academic Advising Center

University Center (UC) 440
903.565.5718
advising@uttyler.edu

Bookstore

University Center (UC)
903.566.7070
bookstore@uttyler.edu

Campus Activities

University Center (UC) 3400
903.565.5796
getconnected@uttyler.edu

Campus Computing & Technology Support

Ratcliff Building North (RBN) 3022
903.565.5555
itsupport@uttyler.edu

Muntz Library

Robert R. Muntz Library (LIB)
903.566.7342
library@uttyler.edu

Military & Veterans Success Center

University Center (UC) 3440
903.565.5972
mvsc@uttyler.edu

Student Accessibility Office

University Center (UC) 3150
903.565.7079
saroffice@uttyler.edu

Student Health & Wellness

University Health Clinic (UHC) 147
903.565.5728
wellness@uttyler.edu

University Counseling Center

University Center (UC) 3170
903.565.5746 (for appointments)

UT Tyler Police Department

University Service Center (USC) 125
903.566.7300
police@uttyler.edu

Writing Center

College of Arts and Sciences (CAS) 202
903.565.5995
writingcenter@uttyler.edu

One Stop Service Center

Stewart Hall (STE) 230
903.566.7180
enroll@uttyler.edu or cashiers@uttyler.edu
One Stop Service Center includes:

- Cashier's Office
- Enrollment Services
- Financial Aid
- Student Business Services

Crisis Help Line
Available 24/7
903.566.7254





UT Tyler Policies

UT Tyler Honor Code

Every member of the UT Tyler community joins together to embrace: Honor and integrity that will not allow me to lie, cheat, or steal, nor to accept the actions of those who do.

Students Rights and Responsibilities

To know and understand the policies that affect your rights and responsibilities as a student at UT Tyler, please follow this link: www.uttyler.edu/wellness/rightsresponsibilities.php

Campus Carry

We respect the right and privacy of students 21 and over who are duly licensed to carry concealed weapons in this class. License holders are expected to behave responsibly and keep a handgun secure and concealed. More information is available at <http://www.uttyler.edu/about/campus-carry/index.php>.

UT Tyler a Tobacco-Free University

All forms of tobacco will not be permitted on the UT Tyler main campus, branch campuses, and any property owned by UT Tyler. This applies to all members of the University community, including students, faculty, staff, University affiliates, contractors, and visitors. Forms of tobacco not permitted include cigarettes, cigars, pipes, water pipes (hookah), bidis, kreteks, electronic cigarettes, smokeless tobacco, snuff, chewing tobacco, and all other tobacco products.

There are several cessation programs available to students looking to quit smoking, including counseling, quitlines, and group support. For more information on cessation programs please visit www.uttyler.edu/tobacco-free.

Grade Replacement / Forgiveness and Census Date Policies

Students repeating a course for grade forgiveness (grade replacement) must file a Grade Replacement Contract with the Enrollment Services Center (ADM 230) on or before the Census Date of the semester in which the course will be repeated. Grade Replacement Contracts are available in the Enrollment Services Center or at <http://www.uttyler.edu/registrar>. Each semester's Census Date can be found on the Contract itself, on the Academic Calendar, or in the information pamphlets published each semester by the Office of the Registrar.

Failure to file a Grade Replacement Contract will result in both the original and repeated grade being used to calculate your overall grade point average. Undergraduates are eligible to exercise grade replacement for only three course repeats during their career at UT Tyler; graduates are eligible for two grade replacements. Full policy details are printed on each Grade Replacement Contract.

The Census Date is the deadline for many forms and enrollment actions of which students need to be aware. These include:

1. Submitting Grade Replacement Contracts, Transient Forms, requests to withhold directory information, approvals for taking courses as Audit, Pass/Fail or Credit/No Credit.
2. Receiving 100% refunds for partial withdrawals. (There is no refund for these after the Census Date)
3. Schedule adjustments (section changes, adding a new class, dropping without a "W" grade)
4. Being reinstated or re-enrolled in classes after being dropped for non-payment
5. Completing the process for tuition exemptions or waivers through Financial Aid

State-Mandated Course Drop Policy

Texas law prohibits a student who began college for the first time in Fall 2007 or thereafter from dropping more than six courses during their entire undergraduate career. This includes courses dropped at another 2-year or 4-year Texas public college or university. For purposes of this rule, a dropped course is any course that is dropped after the census date (See Academic Calendar for the specific date).

Exceptions to the 6-drop rule may be found in the catalog. Petitions for exemptions must be submitted to the Enrollment Services Center and must be accompanied by documentation of the extenuating circumstance. Please contact the Enrollment Services Center if you have any questions.

Disability/Accessibility Services

In accordance with Section 504 of the Rehabilitation Act, Americans with Disabilities Act (ADA) and the ADA Amendments Act (ADAAA) the University of Texas at Tyler offers accommodations to students with learning, physical and/or psychological disabilities. If you have a disability, including a non-visible diagnosis such as a learning disorder, chronic illness, TBI, PTSD, ADHD, or you have a history of modifications or accommodations in a previous educational environment, you are encouraged to visit <https://hood.accessiblelearning.com/UTTyler> and fill out the New Student application. The Student Accessibility and Resources (SAR) office will contact you when your application has been submitted and an appointment with Cynthia Lowery, Assistant Director of Student Services/ADA Coordinator. For more information, including filling out an application for services, please visit the SAR webpage at <http://www.uttyler.edu/disabilityservices>, the SAR office located in the University Center, # 3150 or call 903.566.7079.

Student Absence due to Religious Observance

Students who anticipate being absent from class due to a religious observance are requested to inform the instructor of such absences by the second class meeting of the semester.

Student Absence for University-Sponsored Events and Activities

If you intend to be absent for a university-sponsored event or activity, you (or the event sponsor) must notify the instructor at least two weeks prior to the date of the planned absence. At that time the instructor will set a date and time when make-up assignments will be completed.

Social Security and FERPA Statement

It is the policy of The University of Texas at Tyler to protect the confidential nature of social security numbers. The University has changed its computer programming so that all students have an identification number. The electronic transmission of grades (e.g., via e-mail) risks violation of the Family Educational Rights and Privacy Act; grades will not be transmitted electronically.

Emergency Exits and Evacuation

Everyone is required to exit the building when a fire alarm goes off. Follow your instructor's directions regarding the appropriate exit. If you require assistance during an evacuation, inform your instructor in the first week of class. Do not re-enter the building unless given permission by University Police, Fire department, or Fire Prevention Services

UT Tyler Resources for Students

- UT Tyler Writing Center (903.565.5995), writingcenter@uttyler.edu
- UT Tyler Tutoring Center (903.565.5964), tutoring@uttyler.edu
- The Mathematics Learning Center, RBN 4021, this is the open access computer lab for math students, with tutors on duty to assist students who are enrolled in early-career courses.
- UT Tyler Counseling Center (903.566.7254)

UT Tyler Resources for Students

Disciplinary proceedings may be initiated against any student who engages in scholastic dishonesty, including, but not limited to, cheating, plagiarism, collusion, the submission for credit of any work or materials that are attributable to a third party, or in part to another person, taking an examination for another person, any act designed to give unfair advantage to a student or the attempt to commit such acts.

"Cheating" includes, but is not limited to:

- copying from another student's test paper;
- using, during a test, materials not authorized by the person giving the test;
- failure to comply with instructions given by the person administering the test;
- possession during a test of materials which are not authorized by the person giving the test, such as class notes or specifically designed "crib notes". The presence of textbooks constitutes a violation if they have been specifically prohibited by the person administering the test;
- using, buying, stealing, transporting, or soliciting in whole or part the contents of an unadministered test, test key, homework solution, or computer program;
- collaborating with or seeking aid from another student during a test or other assignment without authority;
- discussing the contents of an examination with another student who will take the examination;
- divulging the contents of an examination, for the purpose of preserving questions for use by another, when the instructors has designated that the examination is not to be removed from the examination room or not to be returned or to be kept by the student;
- substituting for another person, or permitting another person to substitute for oneself to take a course, a test, or any course-related assignment;
- paying or offering money or other valuable thing to, or coercing another person to obtain an unadministered test, test key, homework solution, or computer program or information about an unadministered test, test key, home solution or computer program;
- falsifying research data, laboratory reports, and/or other academic work offered for credit;
- taking, keeping, misplacing, or damaging the property of The University of Texas at Tyler, or of another, if the student knows or reasonably should know that an unfair academic advantage would be gained by such conduct; and
- misrepresenting facts, including providing false grades or resumes, for the purpose of obtaining an academic or financial benefit or injuring another student academically or financially.

ii. "Plagiarism" includes, but is not limited to, the appropriation, buying, receiving as a gift, or obtaining by any means another's work and the submission of it as one's own academic work offered for credit.

iii. "Collusion" includes, but is not limited to, the unauthorized collaboration with another person in preparing academic assignments offered for credit or collaboration with another person to commit a violation of any section of the rules on scholastic dishonesty.

iv. All written work that is submitted will be subject to review by plagiarism software.