

CHEM 3143, Sections 001-004

Organic Chemistry I Laboratory

Fall 2009 Syllabus

Instructor Contact Information and Office Hours

Instructor Contact Information

Sections 002 and 004

Dr. Neil Gray
Office: RBS 3002
Phone: 566-7206
Email: ngray@mail.uttyl.edu
Best method of contact is email.

Sections 001 and 003

Staff (Students can contact Dr. Gray regarding these sections until an instructor is assigned).

Prerequisites

General Chemistry I, II and Corresponding Laboratories

We can't stress enough how vital your general chemistry preparation will be to your study of organic chemistry. Since our goal is the study of organic chemistry, which is a very large field, we will not have time to review all the

Office Hours

In general it is our policy to be available for help anytime we are at the University. We advise, however, that you not wait until right before lab to get help. If you require extended help outside of normal office hours you should schedule an appointment.

GRAY


M/W/F 10:00-11:00

T/R 11:00 12:00

Staff

TBA

topics you should have learned in general chemistry and the lab. If it has been some time since you had general chemistry, or you feel that the course you had was less than adequate, it is important that you dig out your general chemistry book and review. This course will proceed as if you recently had a thorough study of general chemistry.



Section	Day/Time
001	M/1:00-6:00 PM
002	TT/1:00-6:00 PM
003	W/1:00-6:00 PM
004	R/1:00-6:00 PM

Syllabus Contents

Overview, Learning	2
Materials, Blackboard	3
Course Grade	5
Efficiency, notebook, reports, quizzes	6
Course Withdrawal	7
Safety, Tentative Schedule	8
Academic Calendar	9


Course Description

Basic experiments in organic chemistry. Prerequisite: Credit for or concurrent enrollment in CHEM 3342.

Student Learning Outcomes

- To develop a better understanding of the principles and topics of organic chemistry which have been discussed in the lecture.
- Use infrared spectroscopic techniques to determine molecular structure. Also, interpret physical characteristics such as relative bond strength of the common organic functional groups. Predict infrared spectral properties of a given organic chemical structure.
- Safely handle laboratory glassware, equipment, and chemical reagents using general guidelines and basic knowledge about the common hazards associated with operations performed in an organic chemistry laboratory.
- Interpret laboratory results and data correctly within inherent limitations on precision and report findings in a scientific notebook using acceptable appropriate notational and descriptive content that is in turn understandable and reproducible.
- Perform the laboratory skills needed to determine the chemical and physical properties of organic compounds.
- Demonstrate mental skills needed to assimilate and correctly interpret scientific data.
- Perform basic synthetic organic techniques.
- Write scientific journals and reports which clearly present scientific data and which include lucid, logical conclusions based on the experimental data.
- Use common equipment and apply methodologies found and used in the routine organic chemistry laboratory.
- Comprehend and follow laboratory instructions, making careful observations, handle delicate laboratory equipment, correctly interpret results, develop an attitude of safety in the laboratory, and better understand the difficulties that can be encountered in the organic laboratory.
- Demonstrate good laboratory techniques which is important not only to the student of chemistry or chemical engineering but also to the student of other professional fields that require skill and manual dexterity, such as medicine, dentistry, pharmacy, biology, and physics.
- Recognize and acquire attitudes which are characteristic of the successful worker in scientific fields: initiative, originality, resourcefulness, accuracy, orderliness, open-mindedness, and pride of achievement.
- Demonstrate original thought and the use of logic in the solution of problems.

The laboratory allows the student an opportunity to apply the material



Textbook and Other Materials

Text Book Required

- John Lehman
- Operational Organic Chemistry (4th Ed.)


ISBN:
978-0136000921

Other Required Materials

- Laboratory Notebook with carbon copies.
- Safety Goggles: Safety glasses or some form of eye protection must be worn in the laboratory at all times.
- Scientific Calculator

Highly Recommended

Laboratory coat or apron. It is strongly recommended that you wear a laboratory coat or apron in the lab at all times.



Lab Attendance

Attendance is *required* in the laboratory. Unexcused absences will result in a grade of zero for any work missed. Only students with OFFICIAL excused absences will be allowed to receive a grade for work missed during

the absence. It is the student's responsibility to see the instructor to make up any work missed during an absence.

Blackboard Learning System

The course website will be hosted on UT Tyler's Blackboard (Release 6) server. This site will contain a significant amount of information that will help you in this course, in addition to being one method through which you can check your current grade. Access to blackboard is required for this course. This access is free and easy to initialize. To enroll in this course's website on blackboard you will

need a course access code. This code is NOT your login password, but a special code that will allow you access to a specific course on blackboard.

Our access code = **buckyball**

Do not share this code with anyone. Once you have logged into blackboard, you will use this code to enroll in **2008-FALL-CHEM-3342.001 - Organic Chemistry I.**



Blackboard will be a critical part of the course, so register soon and visit the site often.

Blackboard Cont.

If you have used the UT Tyler Blackboard server in the past, you will still be able to “Login” to the Blackboard server using the same “USERNAME” AND “PASSWORD” you have used in the past.

If you are new to the UT Tyler Blackboard server you will use the following instructions to “Login” to the Blackboard server.

1. Go to www.blackboard.uttyler.edu
2. Click the “Login” button
3. Enter your “USERNAME”
4. (Your “USERNAME” is a combination of your first name, your middle initial and your last name as you gave them during registration. You can not use apostrophes, accent marks, underscores, or any type of punctuation except a hyphen. You also can not use Jr., III or other similar endings. An example of a “USERNAME” might be johnpsmith.)
5. Enter your “PASSWORD”
6. (Your password will be the last four digits of your social security number.)
7. Click the “Login” button

This will take you to your personal Blackboard home page. You will see this page

every time you “Login” to the Blackboard server. This is NOT your course; this is just your Blackboard home page.

Your courses, once you have ENROLLED in them, will be listed in the area on your home page titled “My Courses” under the subheading titled “Courses in which you are participating:”.

On this page you will also find areas called “My Announcements”, “My Calendar” and “My Tasks”. These areas may or may not have content as you progress through the semester.

On the left side of your home page you will find a column of “Tools” with the last tool being “Personal Information. You should click on “Personal Information” and “Change Password” to change your password to a more secure password.

If you ever forget your password there is a password recovery link on the Blackboard “Login” screen just below where you would type in your password. Click on the link, “Forgot your password?” and follow the instructions.

Disability Statement

In accordance with federal law, a student requesting accommodation must provide documentation of his/her disability to the Disability Support Services counselor. If you have a disability, in-

cluding a learning disability, for which you request an accommodation, please contact Ida MacDonald in the Disability Support Services office in UC 282, or call (903) 566-7079.

Social Security and FERPA Statement

It is the policy of The University of Texas at Tyler to protect the confidential nature of social security numbers. The University has changed its computer programming so that all students

have an identification number. The electronic transmission of grades (e.g., via e-mail) risks violation of the Family Educational Rights and Privacy Act; grades will not be transmitted electronically.

Grade Replacement Policy

If you are repeating this course for a grade replacement, you must file an intent to receive grade forgiveness with the registrar by the 12th day of class. Failure to do so will result in both the original and repeated

grade being used to calculate your overall grade point average. Undergraduates will receive grade forgiveness (grade replacement) for only three course repeats; graduates, for two course repeats during his/her career at UT Tyler.

Course Grade

Your course grade will be determined as follows.

Lab Quizzes (3)	40%
Lab Reports	60%

Your experimental grade will be determined from the follow-

ing. The specific point ratios will vary for each experiment.

- Lab Notebook
- Experimental Procedure (quality of your technique)
- Experimental Results (quality of your results)
- Lab Reports



Experiment Preparation and Time-Efficiency

The laboratory experiments are planned such that the student can easily complete the work during the assigned time. This can be accomplished only if the student has done a reasonable amount of study and preparation before coming to the labora-

tory. Efficiently using the time assigned for an experiment is a critical part of the course. As such, a student who consistently goes beyond the assigned laboratory time may be asked to stop working after the allocated time has expired and be assigned

a grade on the portion of the experiment completed. Moreover, careful preparation and planning what you are going to do in each experiment before coming to lab will aid the student in avoiding serious mistakes.

Laboratory Notebooks and Reports

Students are required to keep a laboratory notebook for this course. This notebook is to be a complete record of all experiments which you perform in the lab during this semester. These notebooks will be turned in periodically for grading.

A **lab notebook** is perhaps one of the most valuable pieces of equipment you can own. With it you can duplicate your work, find out what

happened in a previous experiment, and even figure out where you blew it. General guidelines will be given the first day of lab.

A written report will be prepared and turned in for each experiment. The details of each report will vary slightly around a common format. We will discuss the proper format the first day of lab.

Quizzes

There will be a series of 3 quizzes. Two during the semester and one during the week of final exams. The first two will count 10% of your final grade each, while the last will be 20%.

These quizzes are vitally important in accessing your understanding of key concepts learned in the course. You should take them very seriously



Regrading Policy

Even though we will be very fair and careful in the grading of your reports and quizzes, errors in grading are possible. Questions concerning the grading of an report or quiz should be submitted to your professor in writing within 2 class days after the item was returned to

you. Alternatively you can see your professor during our office hours (or any other time you find us available) with the suspect report or quiz in hand. All scores will be considered final one week after originally being returned to you.

Quizzes are an important part of your grade! Take them seriously from day one.

LAST DAY TO DROP ANY OR ALL CLASSES

October 30, 2009

Courses may be dropped online through Campus Connect until 4 p.m. on the last day of online (early) registration. After that time, all drops and/or withdrawals must be completed through the Registrar's Office, either in person, by fax or by mail. Faxed or mailed drop/withdrawal requests must include the students name, student ID number, course(s) to be

dropped, date, student's signature, contact phone number and copy of a photo ID (driver's license, student ID, etc.). Requests should be mailed to UT Tyler Registrar's Office, 3900 University Blvd, Tyler, TX 75799 or faxed to (903)565-5705. Students are advised to meet with their instructor (s) and/or academic advisor prior to dropping any classes. Dropping or withdrawing from classes may affect financial aid eligibility, veteran's benefits, athletic eligibility,

LAST DAY TO DROP ANY OR ALL CLASSES

October 30, 2008

No Tolerance Cheating Policy

Under **NO** circumstances will cheating be tolerated. The minimum penalty for cheating will be a zero on the exam or quiz in ques-

tion. **Maximum penalties, up to university expulsion will be pursued in extreme or repeat cases.**



Blatantly, or repeatedly violating safety rules will result in immediate expulsion from the course

Safety First, Last, and Always

The organic chemistry laboratory is potentially one of the most dangerous of undergraduate laboratories. That is why you must have a set of safety guidelines. It is a very good idea to pay close attention to these rules, for one very good reason is that **the penalties are only too real.**

Disobeying safety rules is not at all like flouting many other rules. *You can get seriously hurt.* No appeal. No bargaining for another **12** points so you can get into medical

school. Perhaps as a patient, but certainly not as a student. We will be discussing general safety consideration the very first day of lab, and will be provide you with detailed safety information for every lab we do.

This is the one are where we will not tolerate any slaking off whatsoever. **Blatantly, or repeatedly violating safety rules will result in immediate expulsion from the course**

Other Important Information

Students Rights and Responsibilities

To know and understand the policies that affect your rights and responsibilities as a student at UT Tyler, please follow this link: <http://www.uttyler.edu/wellness/StudentRightsandResponsibilities.html>.

12th Class Day

Deadline for all registrations, schedule changes, and section changes is 9/9/2009.

State-Mandated Course Drop Policy

Texas law prohibits a student who began college for the first time in Fall 2007 or thereafter from dropping more than six courses during their entire undergraduate career. This includes courses dropped at another 2-year or 4-year Texas public college or university. For purposes of this rule, a dropped course is any course that is dropped after the 12th day of class (See Schedule of Classes for the specific date). Exceptions to the 6-drop rule include, but are not limited to, the following: totally withdrawing from the university; being administratively dropped from a course; dropping a course for a personal emergency; dropping a course for documented change of work schedule; or dropping a course for active duty service with the U.S. armed forces or Texas National Guard. Petitions for exemptions must be submitted to the Registrar's Office and must be accompanied by documentation of the extenuating circumstance. Please contact the Registrar's Office if you have any questions.

Tentative Experiment List and Schedule Available on BlackBoard.

Section Meeting Times

Section Day/Time

001	Monday/1:00-6:00 PM
002	Tuesday/1:00-6:00 PM
003	Wednesday/1:00-6:00 PM
004	Thursday/1:00-6:00 PM