

# Quality Enhancement Plan (QEP) Overview

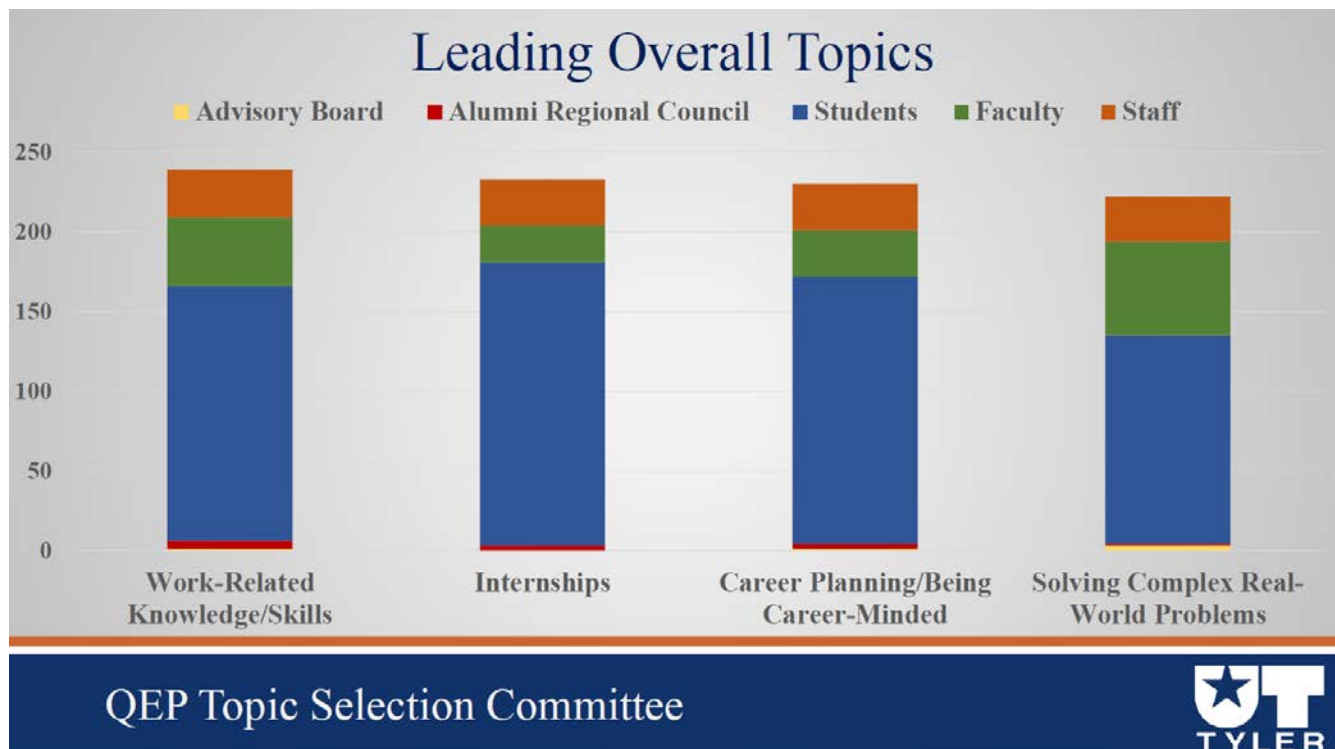
## Topic Selection

- A topic identified through ongoing, comprehensive planning and evaluation processes
- Broad-Based support of institutional constituencies
- Focuses on improving specific student learning outcomes and/or student success
- Commits resources to initiate, implement, and complete the QEP
- Includes a plan to assess achievement

## Key Features of QEP Proposal

- Lead Faculty QEP Facilitator in each academic college
- Faculty driven plan at the program level
- Educational Programs opt-in
- Existing program curricula and student experiences

## 2017 Campus Community QEP Topic Survey

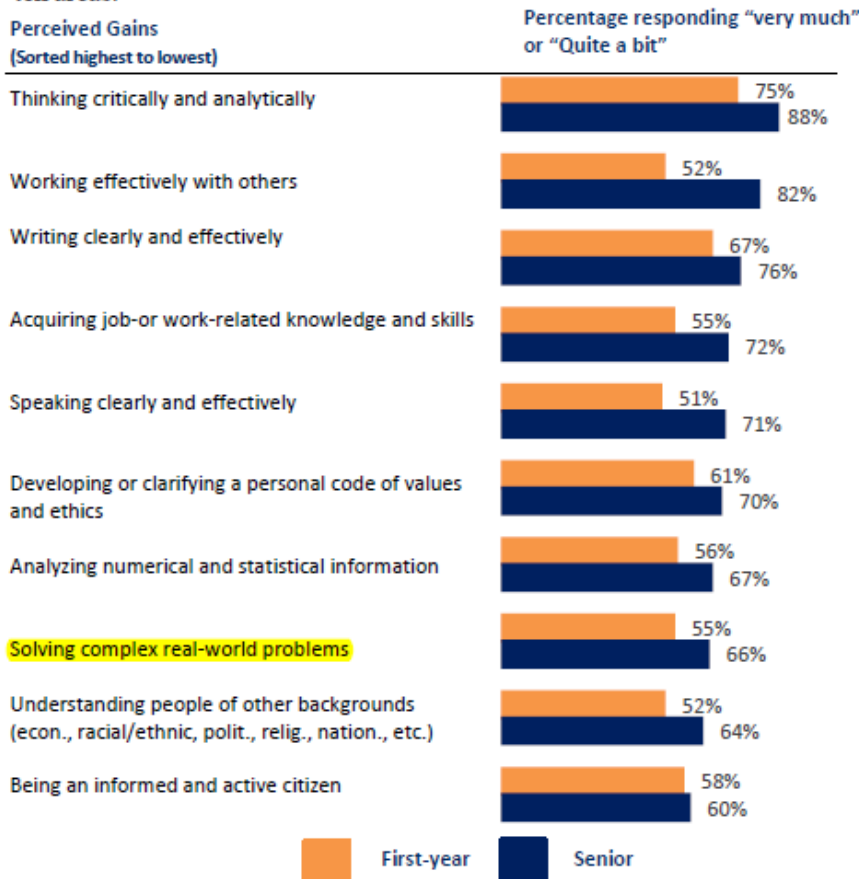


## How Students Assess Their Experience

Students' perceptions of their cognitive and affective development, as well as their overall satisfaction with the institution, provide useful evidence of their educational experiences. For more details, see your *Frequencies and Statistical Comparisons* report.

### Perceived Gains

Students reported how much their experience at your institution contributed to their knowledge, skills, and personal development in ten areas.



### Administration Details

#### Response Summary

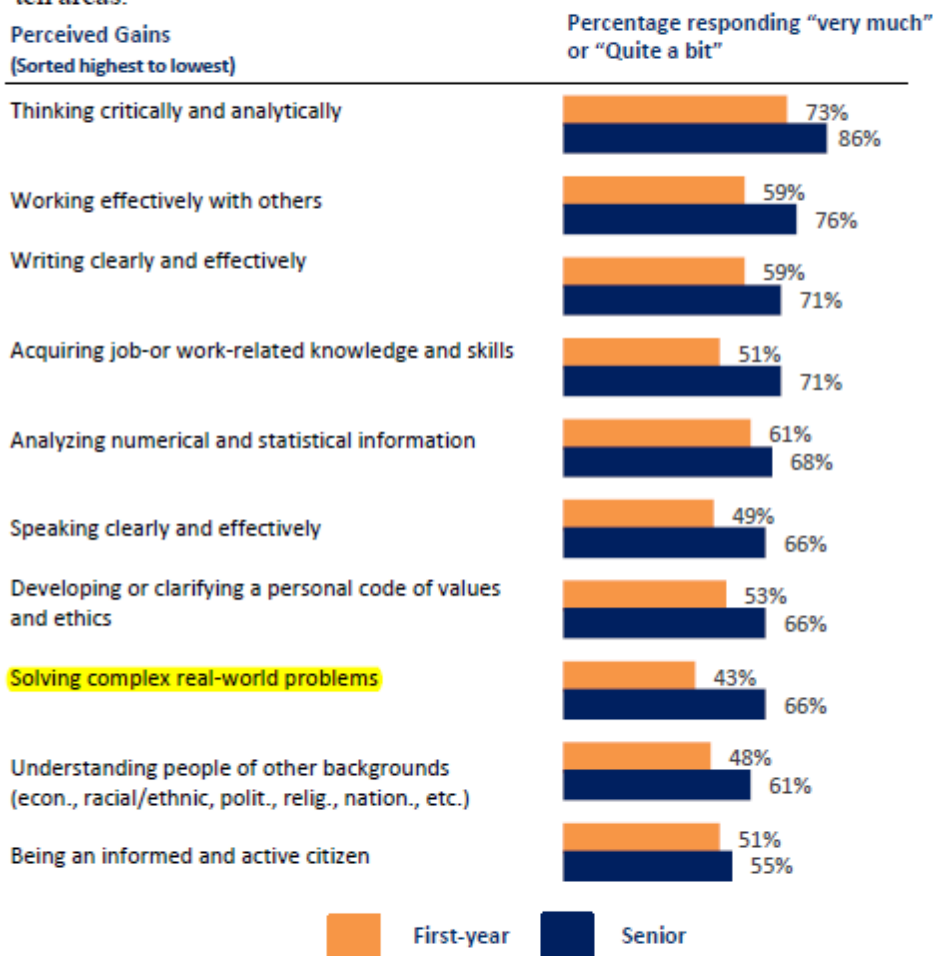
	Count	Resp. Rate	Female	Full-Time
First-year	66	13%	68%	94%
Senior	156	11%	68%	72%

## How Students Assess Their Experience

Students' perceptions of their cognitive and affective development, as well as their overall satisfaction with the institution, provide useful evidence of their educational experiences. For more details, see your *Frequencies and Statistical Comparisons* report.

### Perceived Gains

Students reported how much their experience at your institution contributed to their knowledge, skills, and personal development in ten areas.



### Administration Details

#### Response Summary

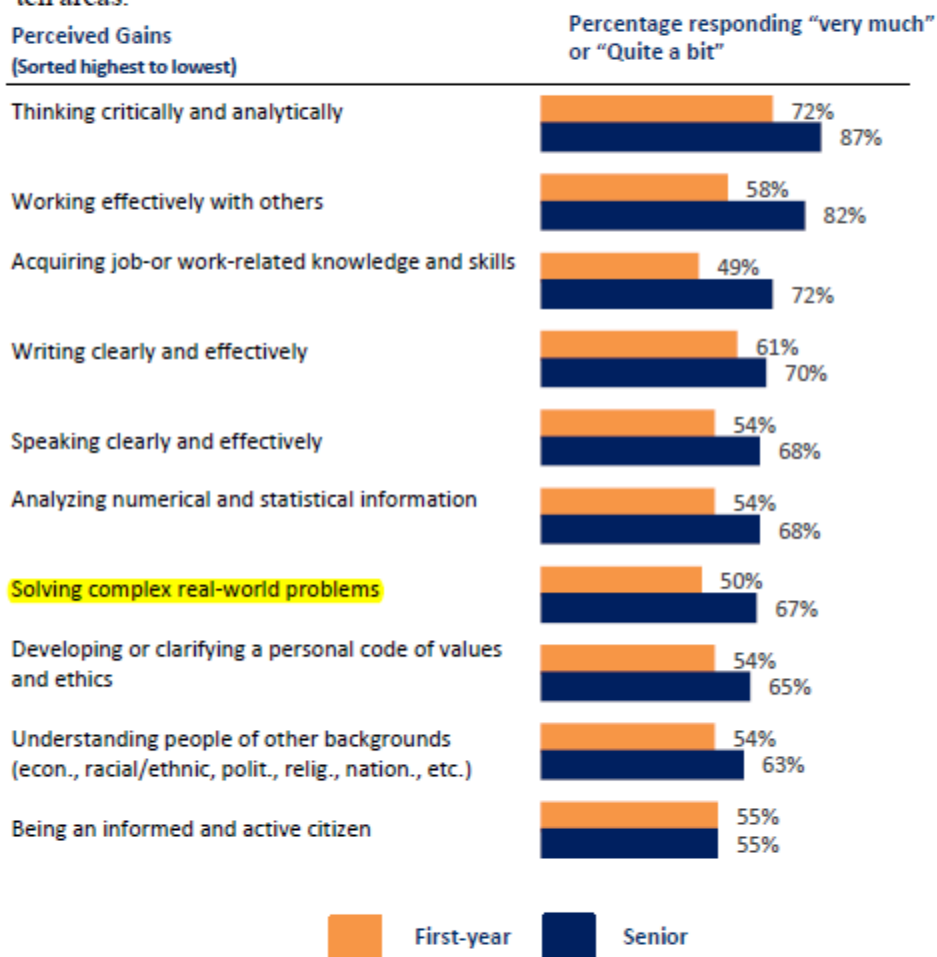
	Count	Resp. Rate	Female	Full-Time
First-year	147	25%	66%	98%
Senior	453	29%	69%	72%

## How Students Assess Their Experience

Students' perceptions of their cognitive and affective development, as well as their overall satisfaction with the institution, provide useful evidence of their educational experiences. For more details, see your *Frequencies and Statistical Comparisons* report.

### Perceived Gains

Students reported how much their experience at your institution contributed to their knowledge, skills, and personal development in ten areas.



### Administration Details

#### Response Summary

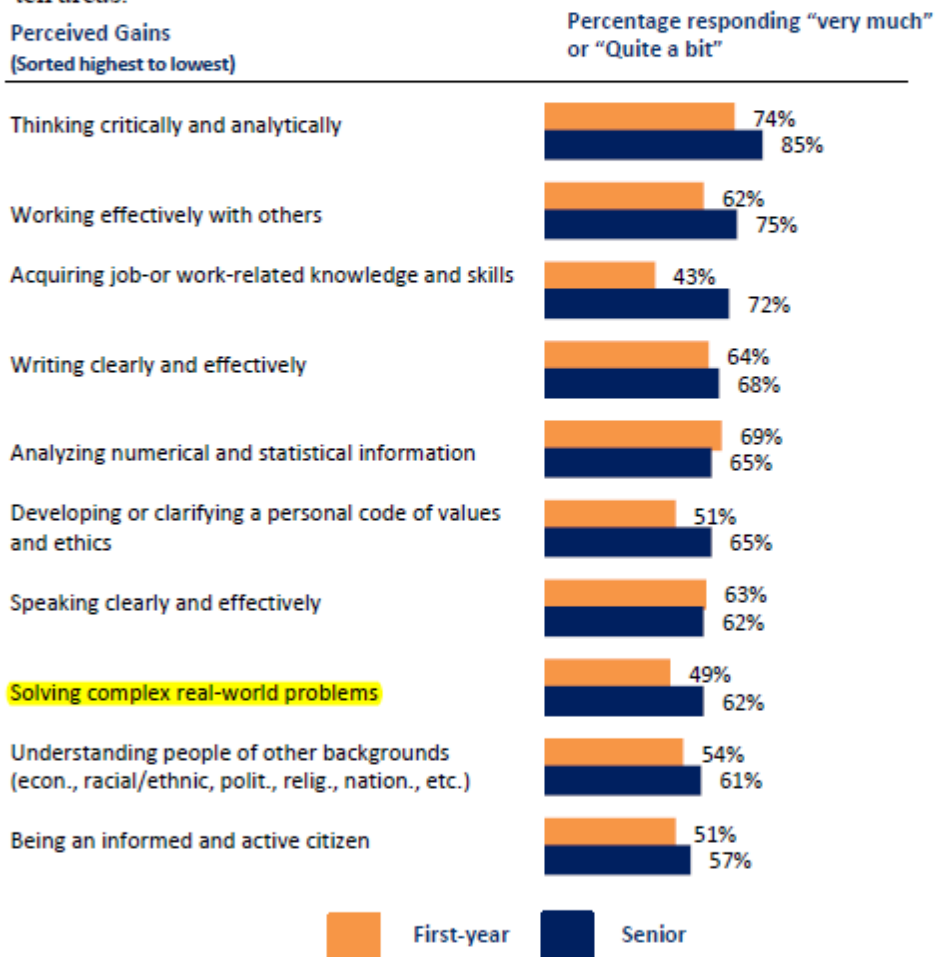
	Count	Resp. Rate	Female	Full-Time
First-year	134	24%	59%	95%
Senior	346	19%	68%	71%

## How Students Assess Their Experience

Students' perceptions of their cognitive and affective development, as well as their overall satisfaction with the institution, provide useful evidence of their educational experiences. For more details, see your *Frequencies and Statistical Comparisons* report.

### Perceived Gains

Students reported how much their experience at your institution contributed to their knowledge, skills, and personal development in ten areas.



### Administration Details

#### Response Summary

	Count	Resp. Rate	Female	Full-Time
First-year	130	29%	71%	98%
Senior	356	20%	70%	74%

## Proposed QEP Committee

<b>QEP Steering Committee Co-Chairs</b>
Lead QEP faculty member in each college
<b>Steering Committee Memberships</b>
Lead QEP faculty member in each college
College Assessment Coordinator
Career Success and Alumni Engagement Office
Institutional Analysis Office
Academic Success
Student Success
Students
Strategic Plan Assessment Office
Assessment and Institutional Effectiveness Office