



2018-19 Graduation Exit Survey

Graduate-Academic Dashboard

Program Report

Select College Here

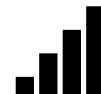
- College of Arts and Sciences
- College of Education and Psychology
- College of Engineering
- College of Nursing and Health Sciences
- Fisch College of Pharmacy
- Soules College of Business

Select Program Here

- Accounting MAcc
- Art History MA
- Art-Studio MFA
- Biology MS
- Business Administration MBA
- Civil Engineering MS
- Clinical Mental Health Counseling MA
- Clinical Psychology MS
- Communication MA
- Computer Science MS
- Criminal Justice MS
- Curriculum & Instruction MEd
- Educational Administration MEd
- Electrical Engineering MS
- English MA
- Health & Kinesiology MEd
- Health Sciences MS

Select Location Here*

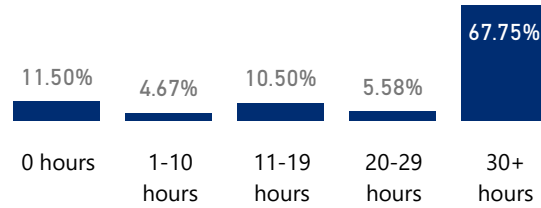
- Online only
- Tyler



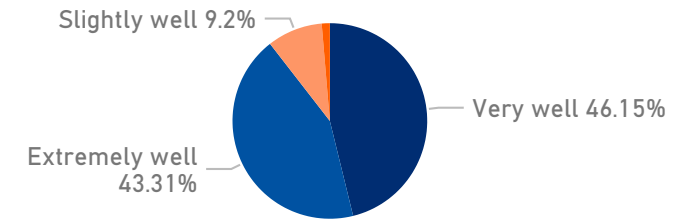
Clear Filters

*Students chose where the majority of their classes occurred

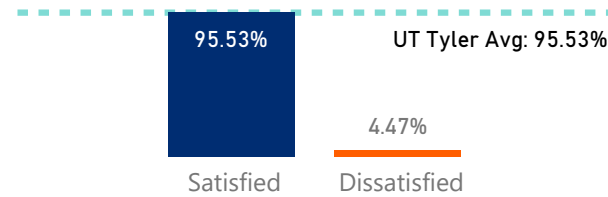
Average Number of Hours Working Per Week



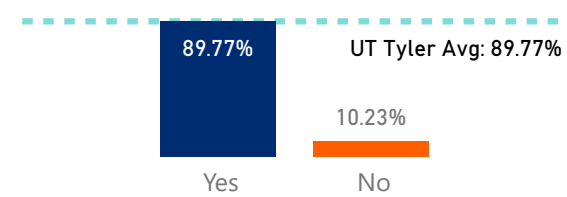
Program Focused on Marketable Skills:



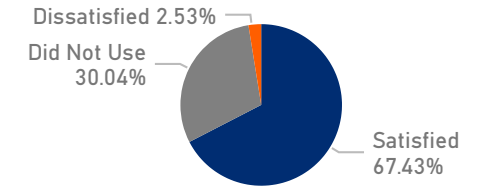
Overall Satisfaction with Entire Experience



Would you Attend UT Tyler again?

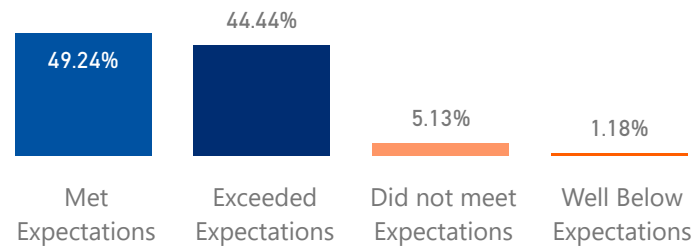


Satisfaction with Library Resources

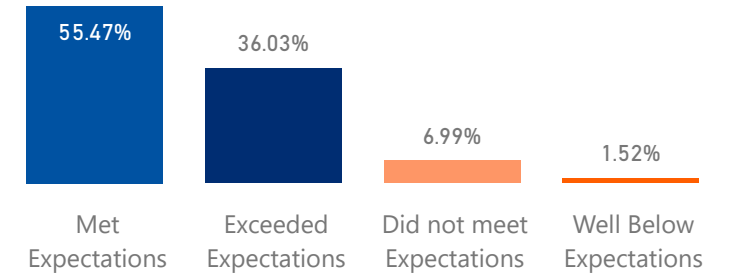


Indicate Level of Expectation based on the following aspects of your degree program:

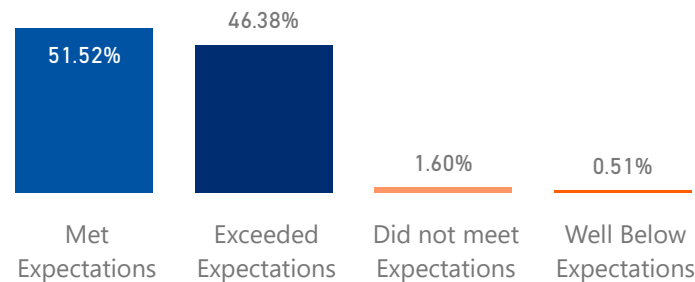
Appropriate Professional Practice and/or Training Experiences



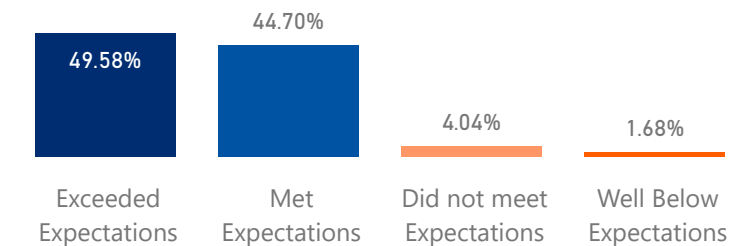
Research Opportunities



Knowledge of the Discipline Literature



More Advanced in Academic Content (in Comparison to Undergraduate)





2018-19 Graduation Exit Survey
Graduate-Academic Dashboard
Advising Summary

Select College Here

- College of Arts and Sciences
- College of Education and Psychology
- College of Engineering
- College of Nursing and Health Sciences
- Fisch College of Pharmacy
- Soules College of Business

Select Location Here*

- Online only
- Tyler

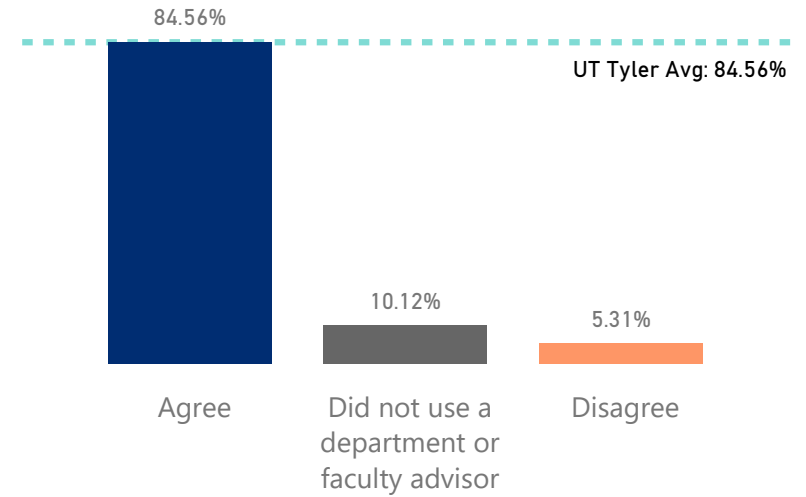
*Students chose where the majority of their classes



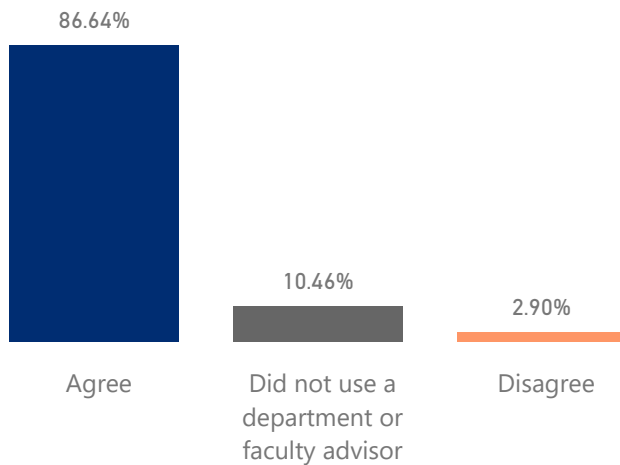
Select Program Here

- Accounting MAcc
- Art History MA
- Art-Studio MFA
- Biology MS
- Business Administration MBA
- Civil Engineering MS
- Clinical Mental Health Counseling MA
- Clinical Psychology MS
- Communication MA
- Computer Science MS
- Criminal Justice MS
- Curriculum & Instruction MEd
- Educational Administration MEd
- Electrical Engineering MS
- English MA
- Health & Kinesiology MEd
- Health Sciences MS
- History MA
- Human Resource Development MS

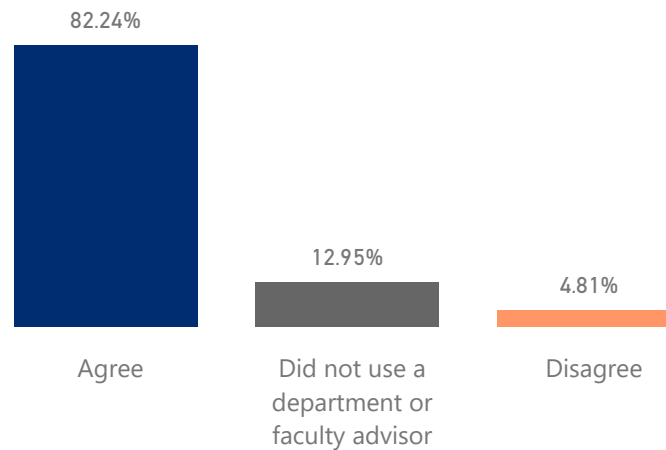
Overall Satisfaction with Advising



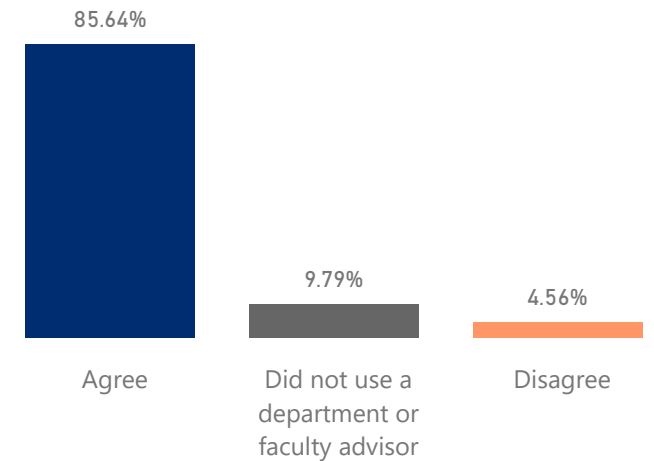
Advisor Provided Accurate Degree Plan Information



Advisor Provided Guidance to Achieve my Graduation Timeline



Advisor Was Easy to Contact





2018-19 Graduation Exit Survey
Graduate-Academic Dashboard
Technology Services

Select College Here

- College of Arts and Sciences
- College of Education and Psychology
- College of Engineering
- College of Nursing and Health Sciences
- Fisch College of Pharmacy
- Soules College of Business

Select Program Here

- Accounting MAcc
- Art History MA
- Art-Studio MFA
- Biology MS
- Business Administration MBA
- Civil Engineering MS
- Clinical Mental Health Counseling MA

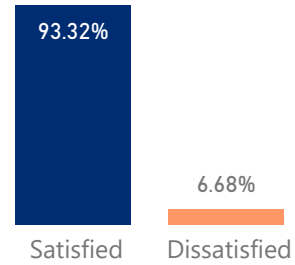
Select Location Here*

- Online only
- Tyler

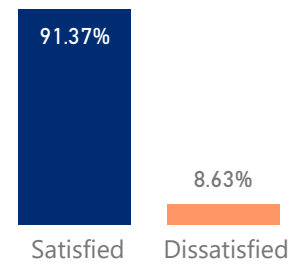


Indicate your level of satisfaction with the following technology services:

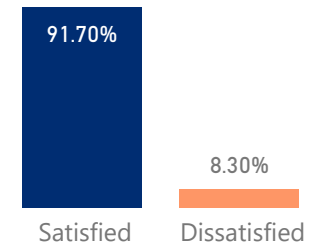
Student Technology Support



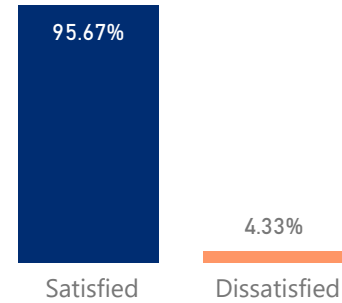
Classroom Technical Support



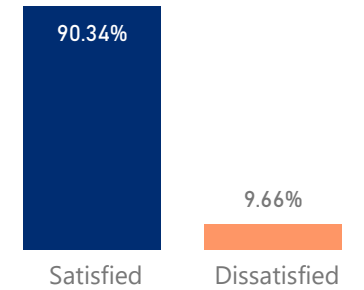
Department Computer Labs



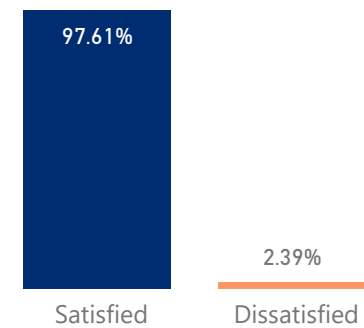
Canvas Technology Support



Campus WiFi



Qualtrics Survey Software Support



Percentage including "Did Not Use"

Program	Satisfied	Dissatisfied	Did Not Use
Student Technology Support	42.74%	3.06%	54.21%
Classroom Technical Support	26.08%	2.46%	71.45%
Department Computer Labs	22.51%	2.04%	75.45%
Campus Wi-Fi	34.15%	3.65%	62.19%
Canvas Technology Support	67.54%	3.06%	29.40%
Qualtrics Survey Software Support	34.66%	.85%	64.49%



2018-19 Graduation Exit Survey
Graduate-Academic Dashboard
Student Services

Select College Here

- College of Arts and Sciences
- College of Education and Psychology
- College of Engineering
- College of Nursing and Health Sciences
- Fisch College of Pharmacy
- Soules College of Business

Select Location Here*

- Online only
- Tyler

*Students chose where the majority of their classes occurred

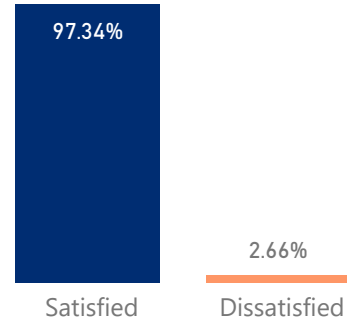


Percentage including "Did Not Use"

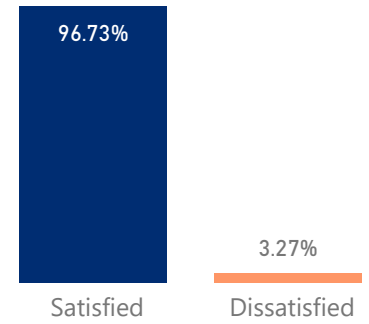
Program	Satisfied	Dissatisfied	Did Not Use
Graduate Admissions Office	80.34%	2.19%	17.47%
Office of International Program	22.45%	.76%	76.79%
Cashiers Office	76.88%	2.73%	20.39%
Financial Aid	67.43%	3.91%	28.66%
Registrar	70.03%	1.70%	28.27%
Enrollment Services Center	26.09%	1.96%	71.95%

Indicate your level of satisfaction with the following Services:

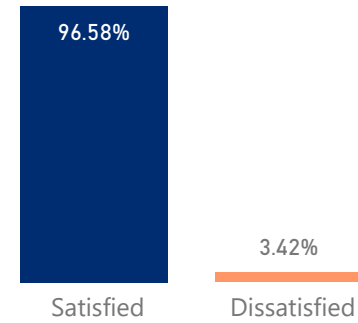
Graduate Admissions Office



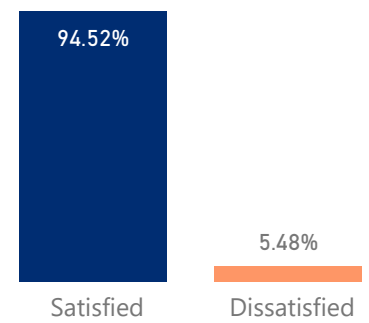
Office of International Programs



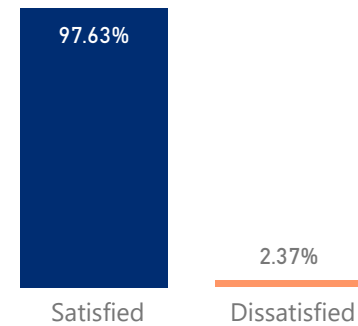
Cashiers Office



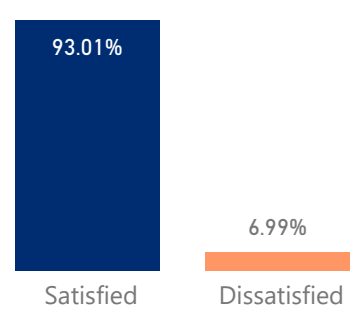
Financial Aid



Registrar



Enrollment Services Center





2018-19 Graduation Exit Survey
 Graduate-Academic Dashboard
 Student Support

Select College Here

- College of Arts and Sciences
- College of Education and Psychology
- College of Engineering
- College of Nursing and Health Sciences
- Fisch College of Pharmacy
- Soules College of Business

Select Location Here*

- Online only
- Tyler

*Students chose where the majority of their classes occurred

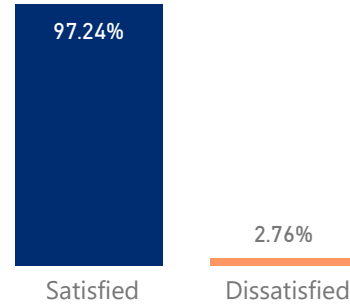


Percentage including "Did Not Use"

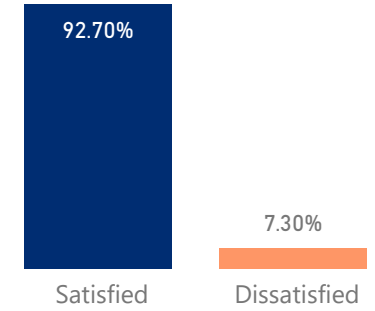
Program	Satisfied	Dissatisfied	Did Not Use
Student Accessibility Resources	14.88%	.42%	84.70%
Student Counseling Center	13.95%	1.10%	84.95%
Student Money Management	13.04%	1.02%	85.94%
Military and Veterans Success Center	14.71%	1.44%	83.85%
Testing Center	15.98%	.42%	83.60%

Indicate your level of satisfaction with the following technology services:

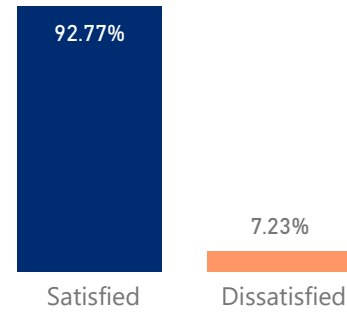
Student Accessibility Resources



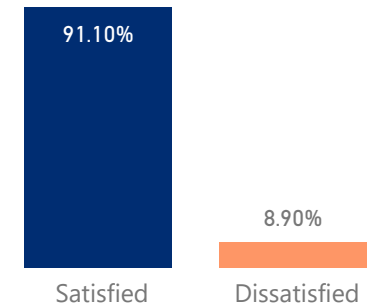
Student Counseling Center



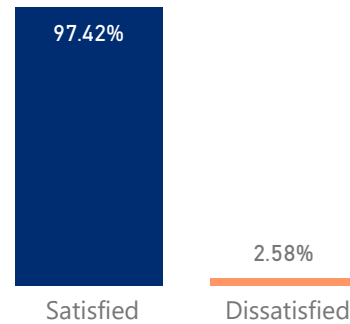
Student Money Management



Military and Veterans Success Center



Testing Center



Response Rate

1163 students completed the 2018-19 Graduation Exit Survey-Graduate.

1183 applied for graduation 2018-19. (note:18 students were applicants for Fall 2019).

Response rate is 98%.

College	Applicants*	Survey Completers	Response Rate
College of Arts and Sciences	65	67	103%
College of Education and Psychology	316	312	99%
College of Engineering	28	26	93%
College of Nursing and Health Sciences	131	129	98%
Fisch College of Pharmacy	67	69	103%
Soules College of Business	576	560	97%

*Applicant data is downloaded from OBIEE after the graduation deadline each semester. Late applicants may not be included in this number, thus resulting in response rates higher than 100%.