



# Graduation Exit Survey Graduate 2019-2020

## Overview Dashboard

**College** ▼

All ▼

**Program** ▼

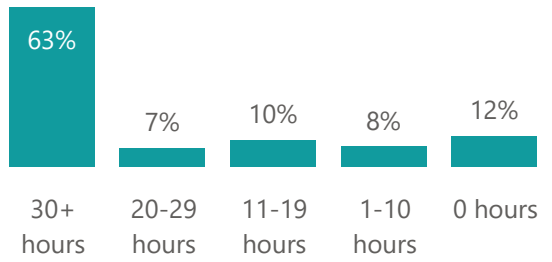
All ▼

**Location** ▼

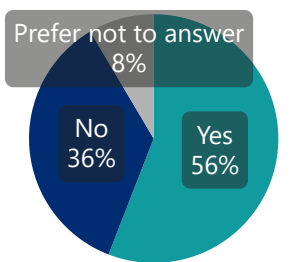
All ▼

Clear Filters

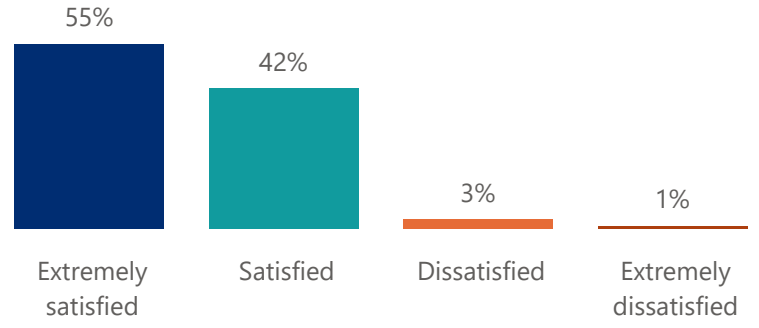
### Average Number of Hours Working per Week



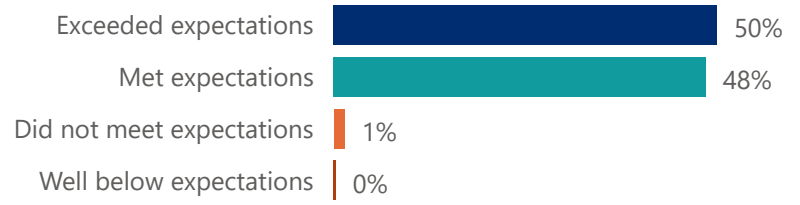
### Employer Known Following Graduation



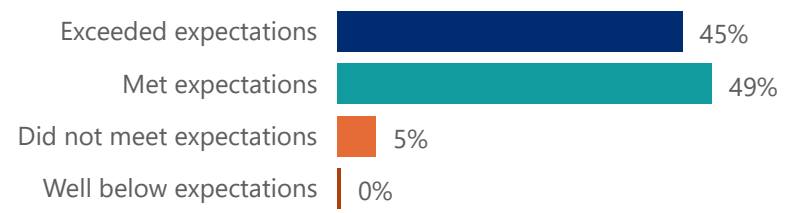
### Overall Satisfaction with Entire Experience



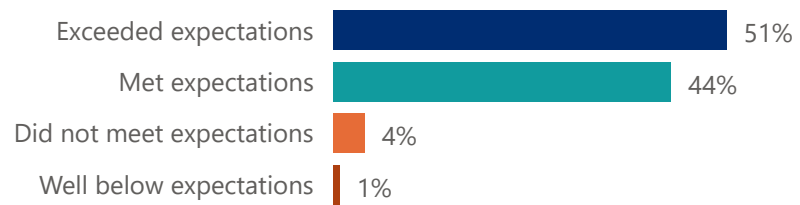
### Includes Knowledge of the Discipline Literature



### Appropriate Professional Practice and/or Training Experience



### Progressively More Advanced in Academic Content to Undergraduate Program



### One Thing UT Tyler Should Not Change

"The overall experience of the Graduate School at UT Tyler has been phenomenal, there is nothing that I would change." -College of Arts and Sciences student

"The quality of all the professors. Everyone throughout the program was understanding, easy to contact, and genuinely wants their students to succeed." -College of Nursing and Health Sciences student

"The reliance on and reference to current research was great. It helped me to become more conversant and comfortable searching through original studies and articles." -College of Education and Psychology student

"The research opportunities and encouragement provided by professors in small classes and independent research." -College of Engineering student

"The people! Everyone I called to ask for help has been nothing but supportive and receptive. Very prompt with answering questions and responding to emails, from the very beginning of the program until this day." -Soules College of Business student

How kind and supportive the faculty/staff were throughout my education experience. -Fisch College of Pharmacy student



# Graduation Exit Survey

## Graduate 2019-2020

### Research and Library

**College**

**Program**

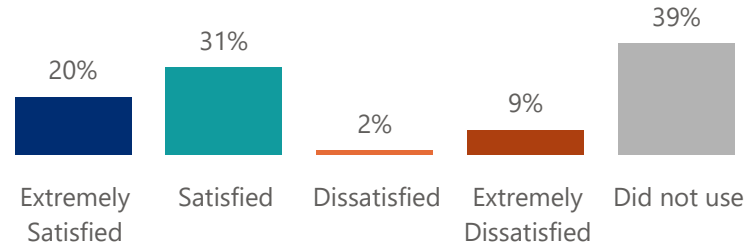
**Location**

Clear Filters

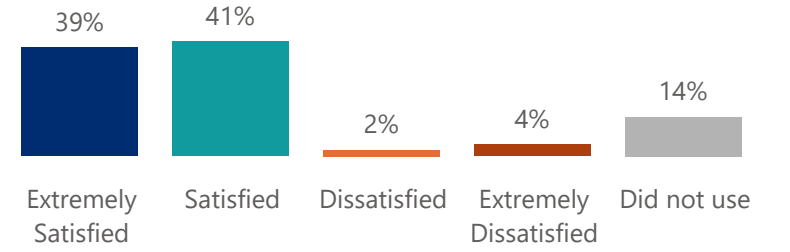
See Charts Adjusted without Did Not Use Responses

### Student Satisfaction with the Following Library Services:

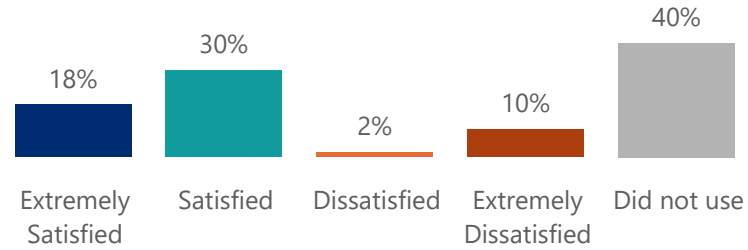
#### Library Study Space



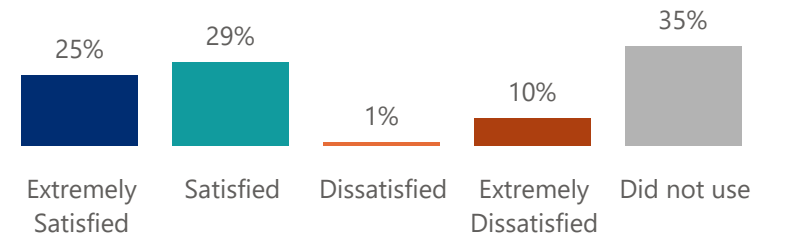
#### Online Library Resources



#### Physical Library Resources

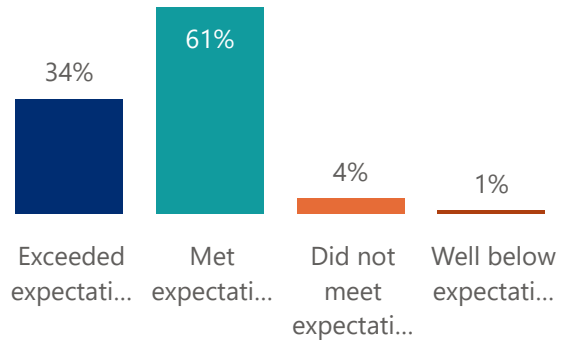


#### Education/Assistance Provided by Library Staff

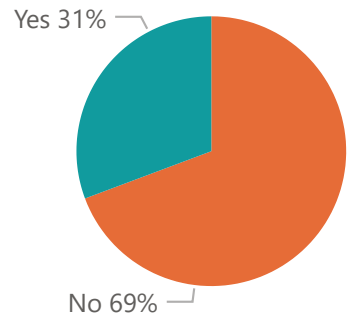


### Research:

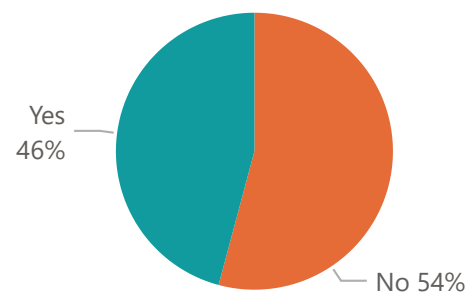
#### Research Opportunities (including scholarly, creative or technical)



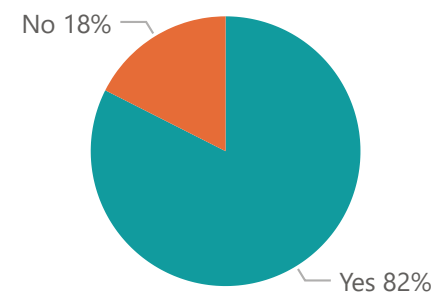
#### Worked One-on-One with a Professor on a Research Project



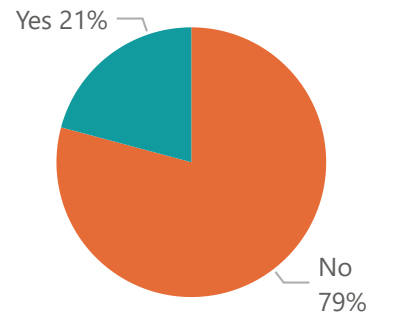
#### Conducted Independent Research while Attending UT Tyler



#### Conducted Research as Part of Paper/Project for a Course



#### Conducted Research as Part of a Laboratory Class





# Graduation Exit Survey

## Graduate 2019-2020

### Academic Support

**College**

**Program**

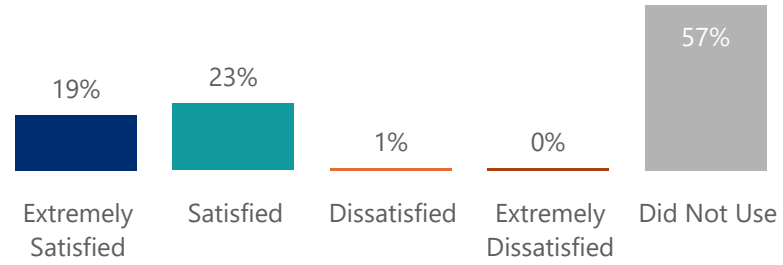
**Location**

Clear Filters

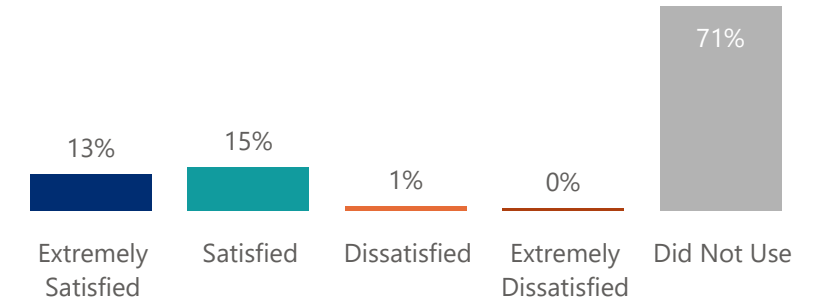
See Charts Adjusted without Did Not Use Responses

### Student Satisfaction with the Following Support Services:

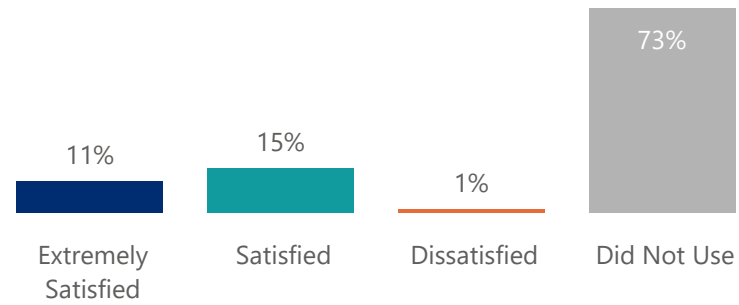
#### Student Accessibility and Resources



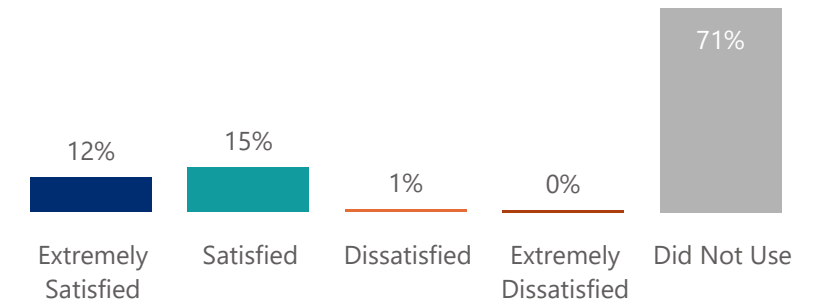
#### Student Counseling Center



#### Testing Center

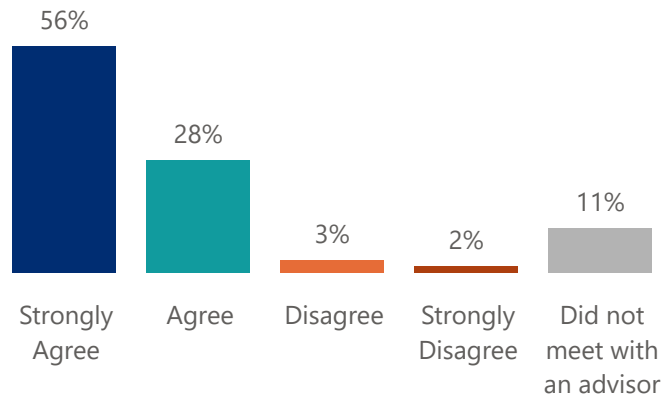


#### Center for Financial Wellness

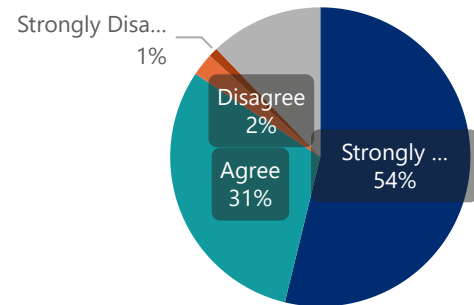


### Advising:

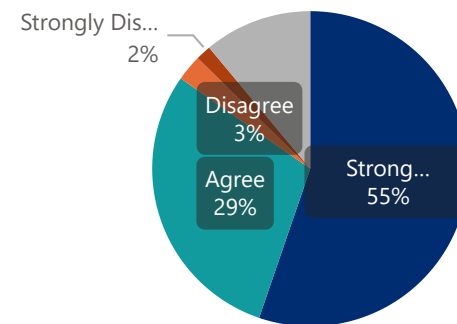
#### Overall Satisfaction with Advising



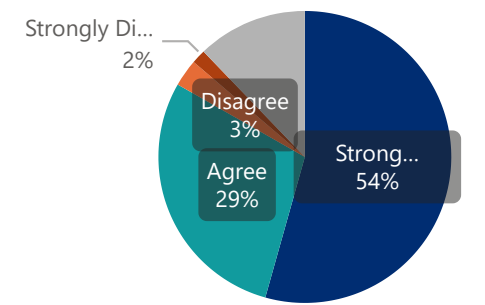
#### Advisor Was Able to Communicate University Policies/Procedures Effectively



#### Advisor Was Easy to Contact



#### Advisor Provided Guidance to Achieve Graduation Timeline





# Graduation Exit Survey

## Graduate 2019-2020

### Student Services

College

All

Program

All

Location

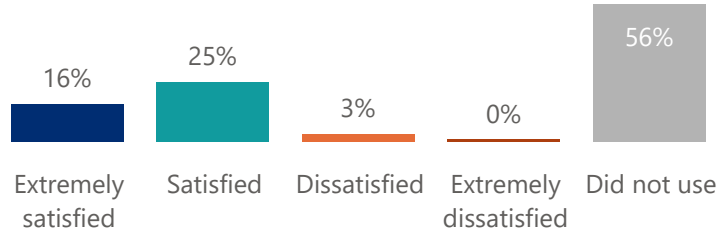
All

Clear Filters

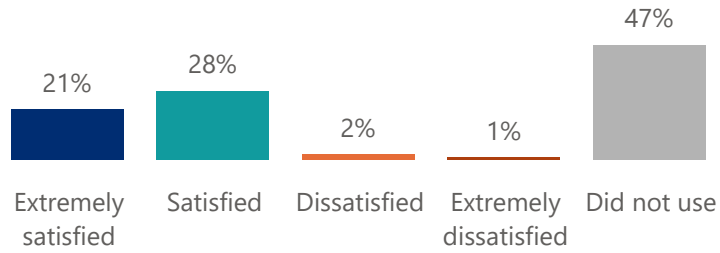
See Charts Adjusted without Did Not Use Responses

### Student Satisfaction with the Following Services:

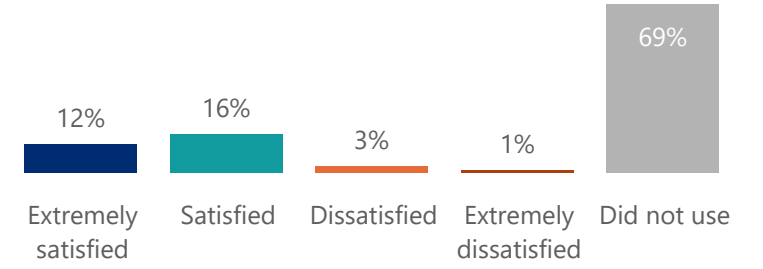
#### Campus Wi-Fi



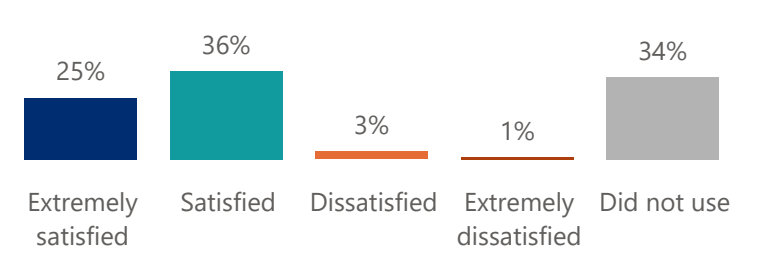
#### Student Help Desk



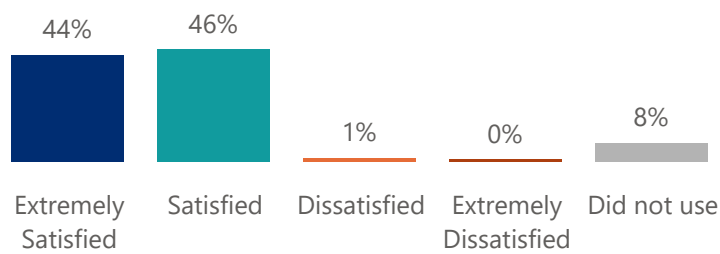
#### Program Computer Lab



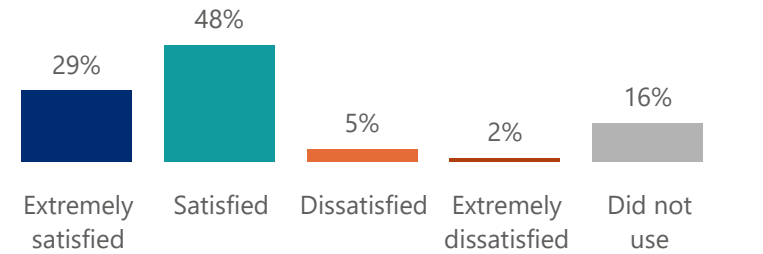
#### Canvas Technology Support



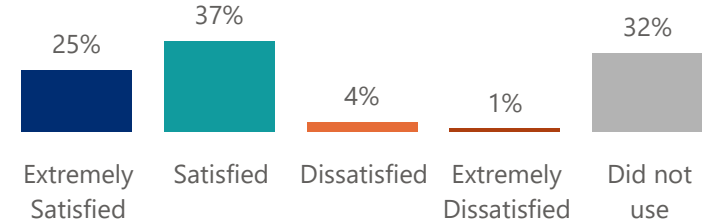
#### The Graduate School



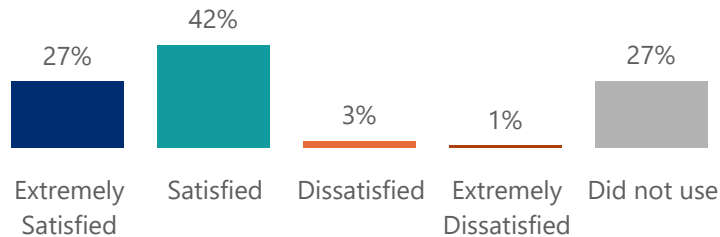
#### Accuracy of Website



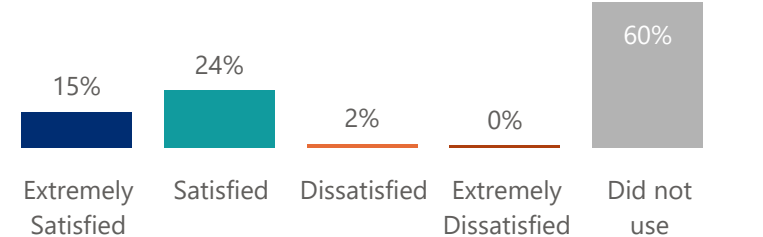
#### Financial Aid



#### Cashier's Office



#### P2 Card



## Overall Response Rate

Response rate is based on the number of students who completed the Graduation Exit Survey compared to those who filed for graduation in the 2019-2020 Academic Year.

**UT Tyler Total Response Rate for Graduate: 791 Completed the Graduation Exit Survey out of 1054 Applicants, resulting in a completion response rate of 75%.**

## Response Rate by College

**College of Arts and Sciences- 36/59 (61%)**

**College of Education and Psychology- 251/325 (77%)**

**College of Engineering- 16/16 (100%)**

**College of Nursing and Health Sciences- 114/153 (75%)\***

**Fisch College of Pharmacy- 74/98 (76%)**

**Soules College of Business- 306/378 (81%)**

\*MSN-MBA response rate included in CNHS response rate.