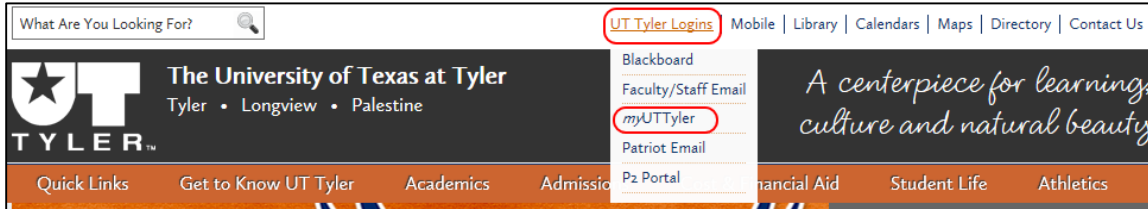
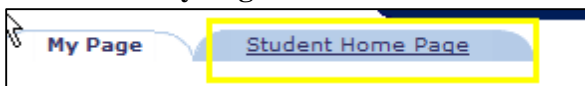


## FINANCIAL AID - INSTRUCTIONS ON HOW TO REVIEW INFORMATION

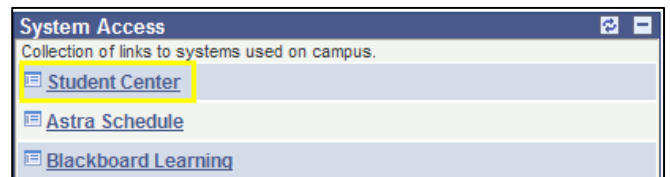
1. Go to the **UT Tyler homepage** at [www.uttyler.edu](http://www.uttyler.edu)
2. Select **myUTTyler** under the **UT Tyler Logins** drop-down menu.



3. Sign on using your **Patriot username and password**.
4. Start on the **My Page** tab. Click over to the **Student Home Page** tab.



5. On the right-hand side of the screen (under **System Access**), select **Student Center**.



6. On the right-hand side of the screen, check if you have any items in your **"To Do List"**.

If you have items, click the link and you will receive directions on how to clear the item.



7. In the center of the **Student Center** page, locate **Finances**. Select **View Financial Aid** and select the school year you wish to review.



8. To Accept/Decline Awards under **Finances** on the **Student Center** page select **Accept/Declines Awards**.

