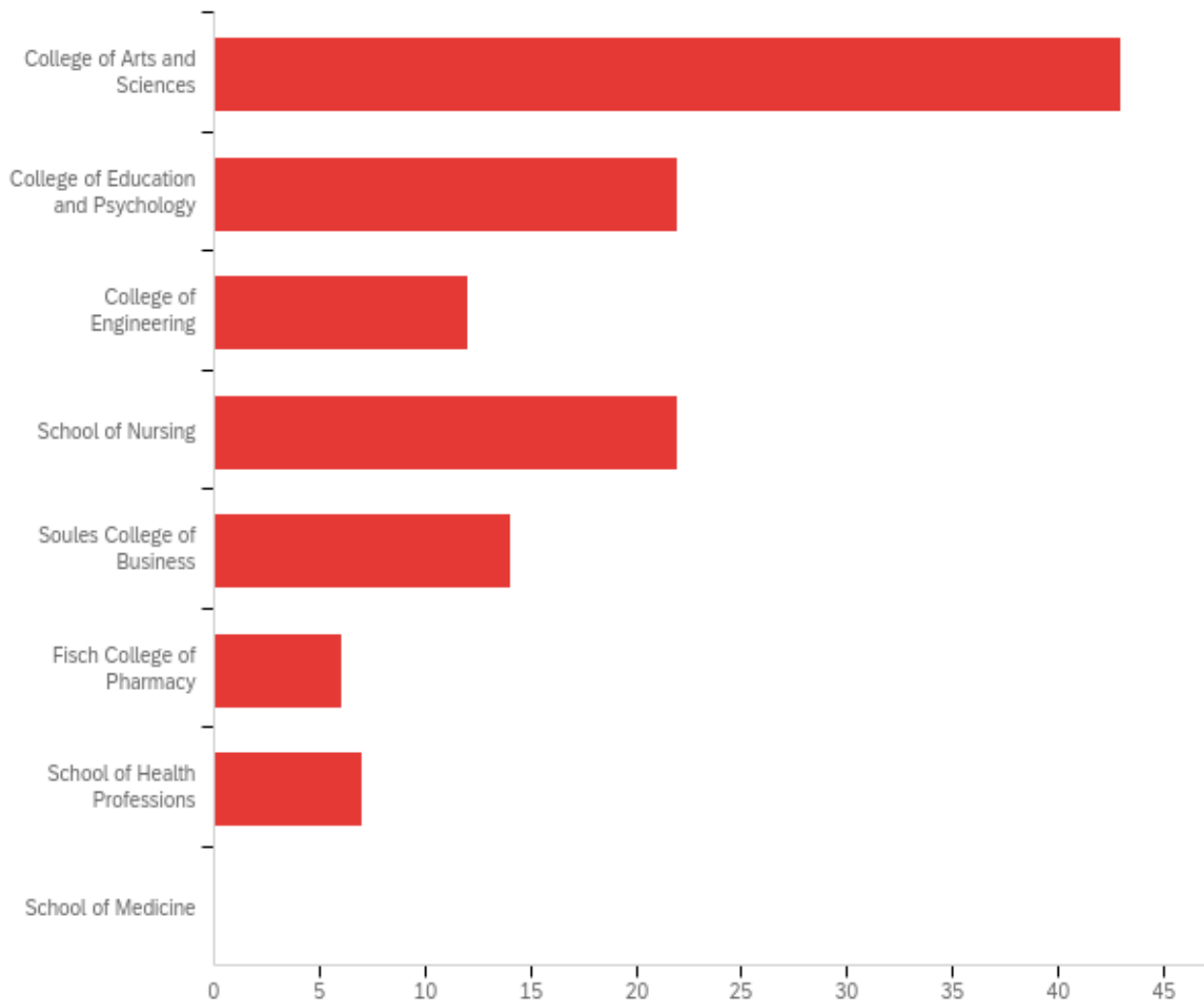


# Spring 2026 SGA Senator Election Results

*Confirmations will be conducted at the last SGA business meeting.*

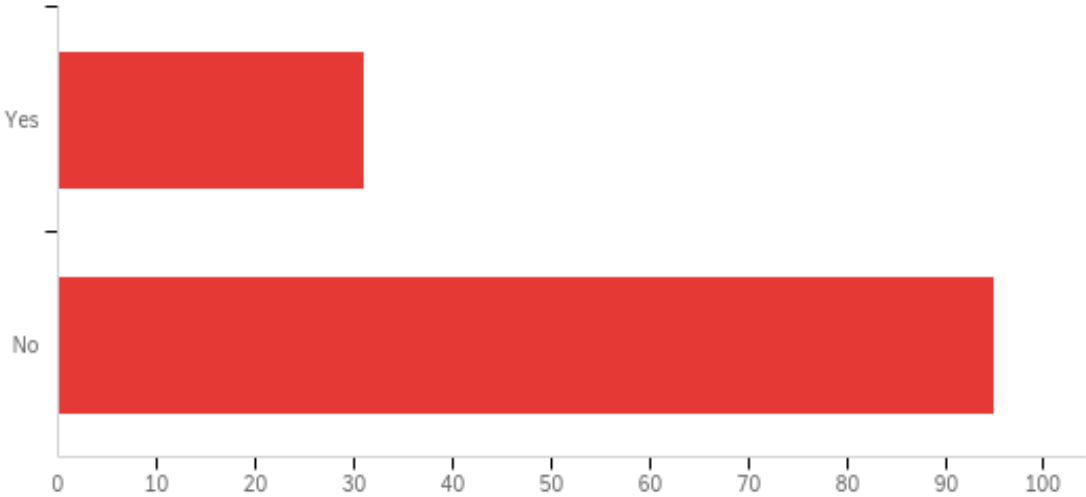
## Which College are you a member of currently?



| # | Field  | Minimum | Maximum | Mean | Std Deviation | Variance | Count |
|---|--|---------|---------|------|---------------|----------|-------|
| 1 | Which College are you a member of currently? | 1.00    | 9.00    | 4.22 | 2.64          | 6.97     | 126   |

| #  | Answer                              | %      | Count |
|----|-------------------------------------|--------|-------|
| 1  | College of Arts and Sciences        | 34.13% | 43    |
| 4  | College of Education and Psychology | 17.46% | 22    |
| 5  | College of Engineering              | 9.52%  | 12    |
| 6  | School of Nursing                   | 17.46% | 22    |
| 7  | Soules College of Business          | 11.11% | 14    |
| 8  | Fisch College of Pharmacy           | 4.76%  | 6     |
| 9  | School of Health Professions        | 5.56%  | 7     |
| 10 | School of Medicine                  | 0.00%  | 0     |
|    | Total                               | 100%   | 126   |

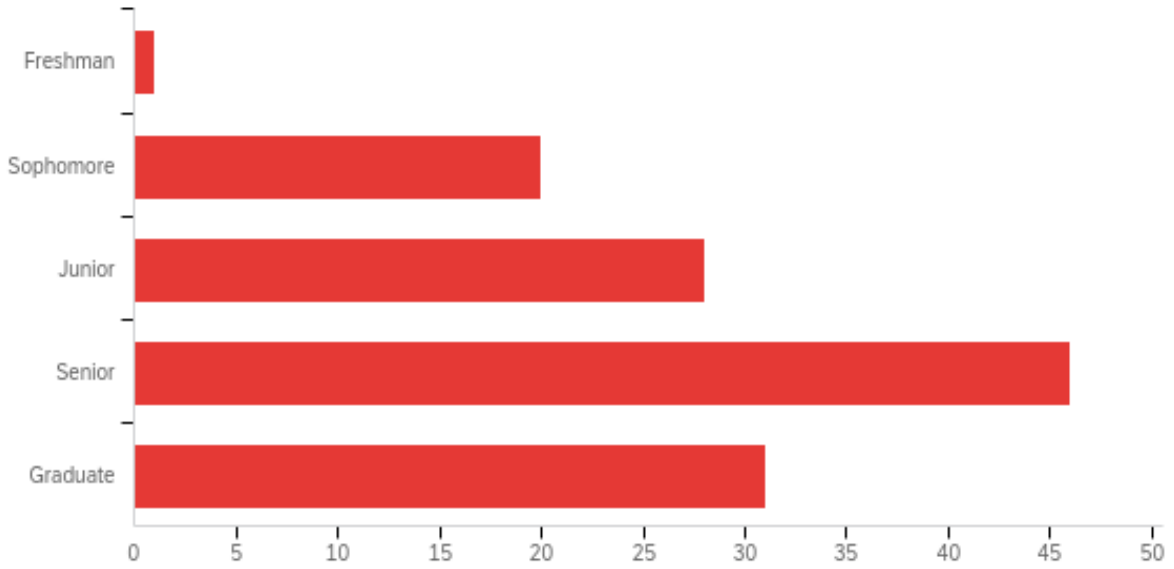
# Are you a member of the Honor's College



| # | Field                                   | Minimum | Maximum | Mean | Std Deviation | Variance | Count |
|---|---|---------|---------|------|---------------|----------|-------|
| 1 | Are you a member of the Honor's College | 1.00    | 2.00    | 1.75 | 0.43          | 0.19     | 126   |

| # | Answer | %      | Count |
|---|--------|--------|-------|
| 1 | Yes    | 24.60% | 31    |
| 2 | No     | 75.40% | 95    |
|   | Total  | 100%   | 126   |

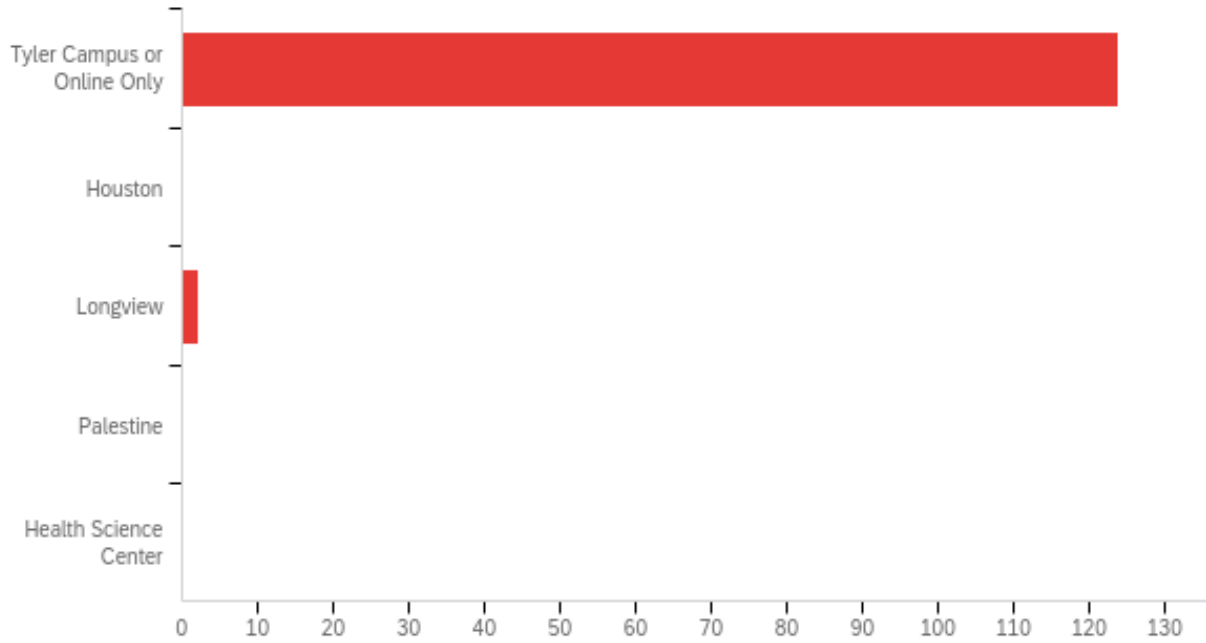
## What will be your classification based on total completed hours for Fall 2026



| # | Field   | Minimum | Maximum | Mean  | Std Deviation | Variance | Count |
|---|---|---------|---------|-------|---------------|----------|-------|
| 1 | What will be your classification based on total completed hours for Fall 2026 | 6.00    | 12.00   | 10.67 | 1.09          | 1.19     | 126   |

| #  | Answer    | %      | Count |
|----|-----------|--------|-------|
| 6  | Freshman  | 0.79%  | 1     |
| 9  | Sophomore | 15.87% | 20    |
| 10 | Junior    | 22.22% | 28    |
| 11 | Senior    | 36.51% | 46    |
| 12 | Graduate  | 24.60% | 31    |
|    | Total     | 100%   | 126   |

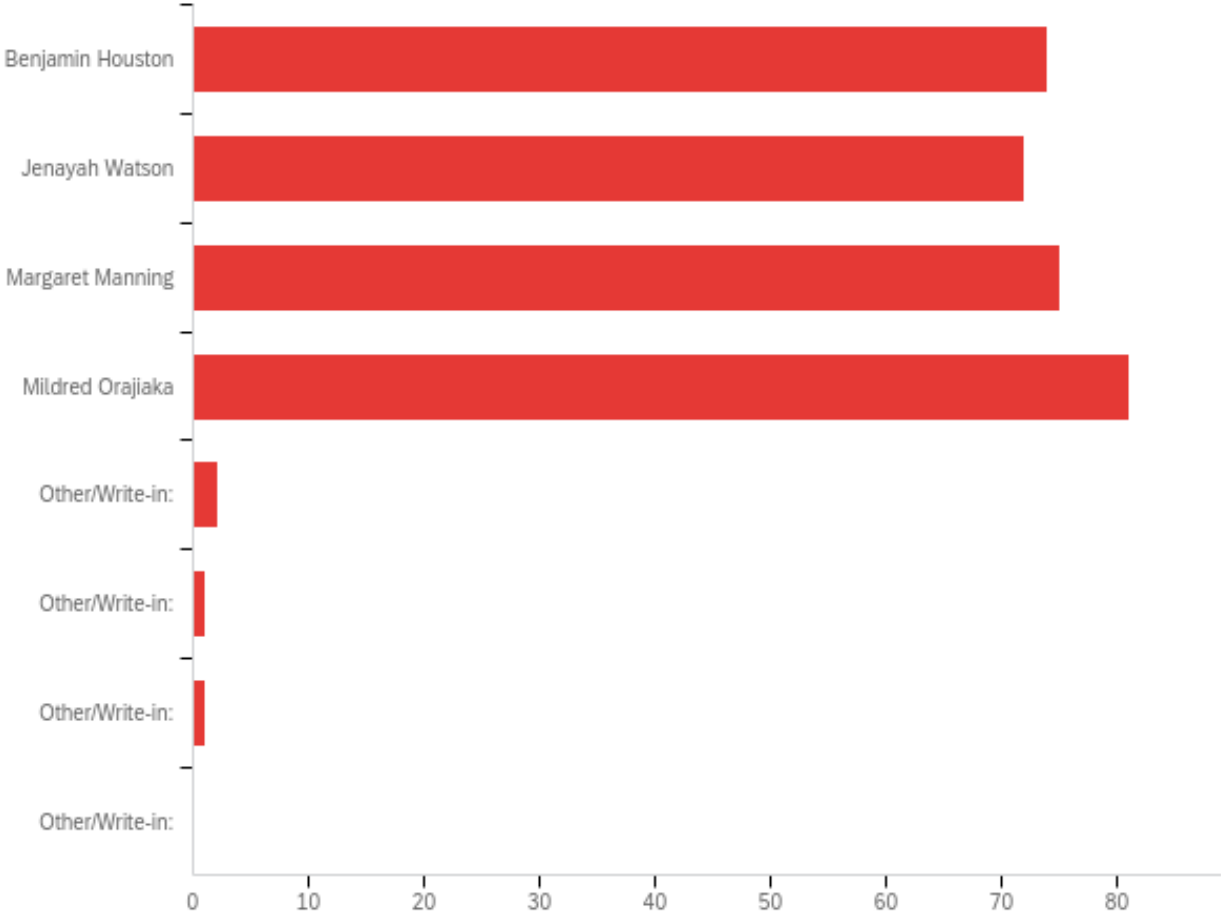
## Which UT Tyler campus are you part of as of Spring 2025?



| # | Field  | Minimum | Maximum | Mean | Std Deviation | Variance | Count |
|---|--|---------|---------|------|---------------|----------|-------|
| 1 | Which UT Tyler campus are you part of as of Spring 2025? | 1.00    | 3.00    | 1.03 | 0.25          | 0.06     | 126   |

| # | Answer                      | %      | Count |
|---|-----------------------------|--------|-------|
| 1 | Tyler Campus or Online Only | 98.41% | 124   |
| 2 | Houston                     | 0.00%  | 0     |
| 3 | Longview                    | 1.59%  | 2     |
| 4 | Palestine                   | 0.00%  | 0     |
| 5 | Health Science Center       | 0.00%  | 0     |
|   | Total                       | 100%   | 126   |

**SGA Justice** Below are the Candidates for SGA Judicial Board Justice. Please vote for up to four (4) candidates. Feel free to use the "Other/Write-in" answer choice to write in a student who you feel would represent SGA well. If possible, please also type in a contact number for the student.

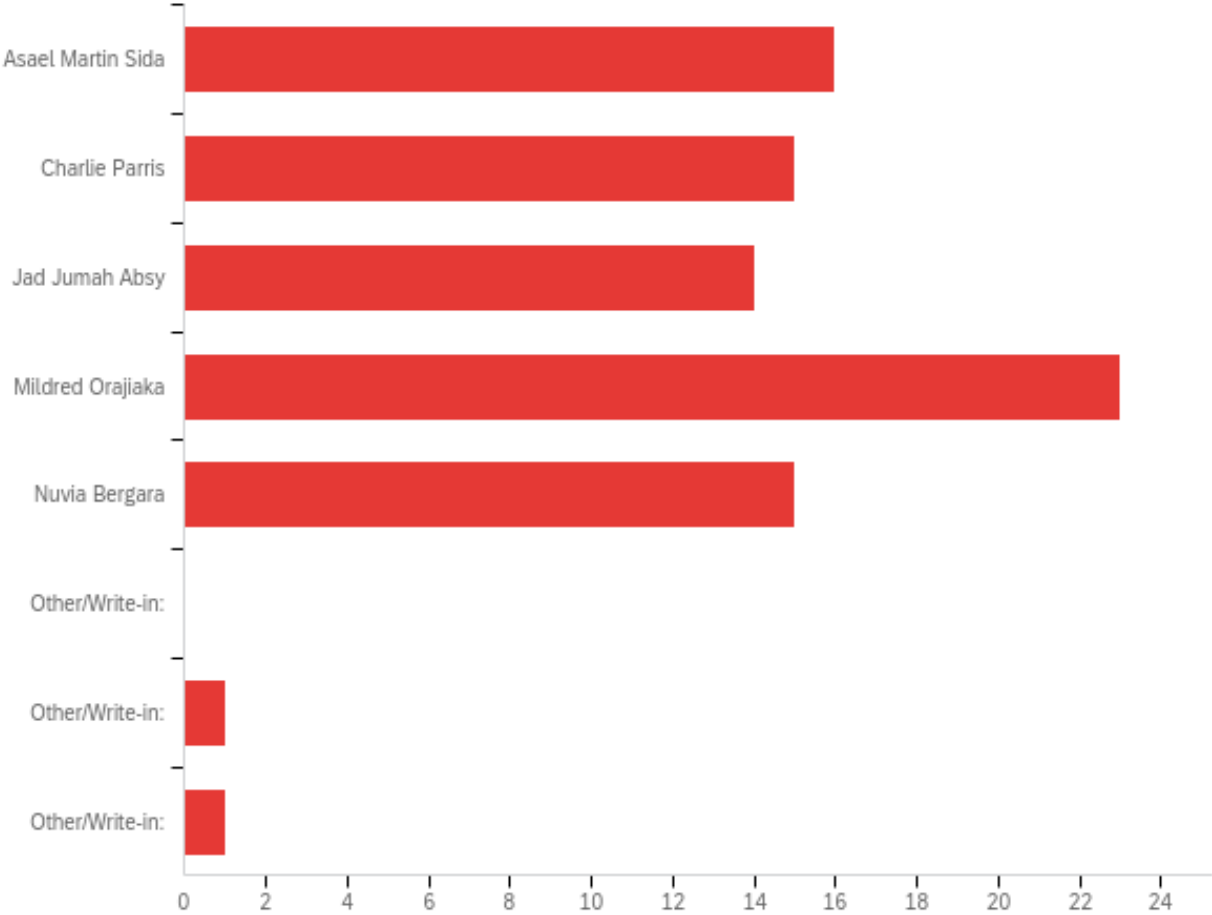


Data source misconfigured for this visualization

| # | Answer           | %      | Count |
|---|------------------|--------|-------|
| 1 | Benjamin Houston | 24.18% | 74    |
| 2 | Jenayah Watson   | 23.53% | 72    |
| 3 | Margaret Manning | 24.51% | 75    |
| 4 | Mildred Orajiaka | 26.47% | 81    |
| 5 | Other/Write-in:  | 0.65%  | 2     |
| 6 | Other/Write-in:  | 0.33%  | 1     |
| 7 | Other/Write-in:  | 0.33%  | 1     |

|   |                 |       |     |
|---|-----------------|-------|-----|
| 8 | Other/Write-in: | 0.00% | 0   |
|   | Total           | 100%  | 306 |

College of Arts & Sciences Below are the Candidates for Senator of the College of Arts & Sciences. Please vote for up to three (3) candidates. Feel free to use the "Other/Write-in" answer choice to write in a student who you feel would represent their college well. If possible, please also type in a contact number for the student.



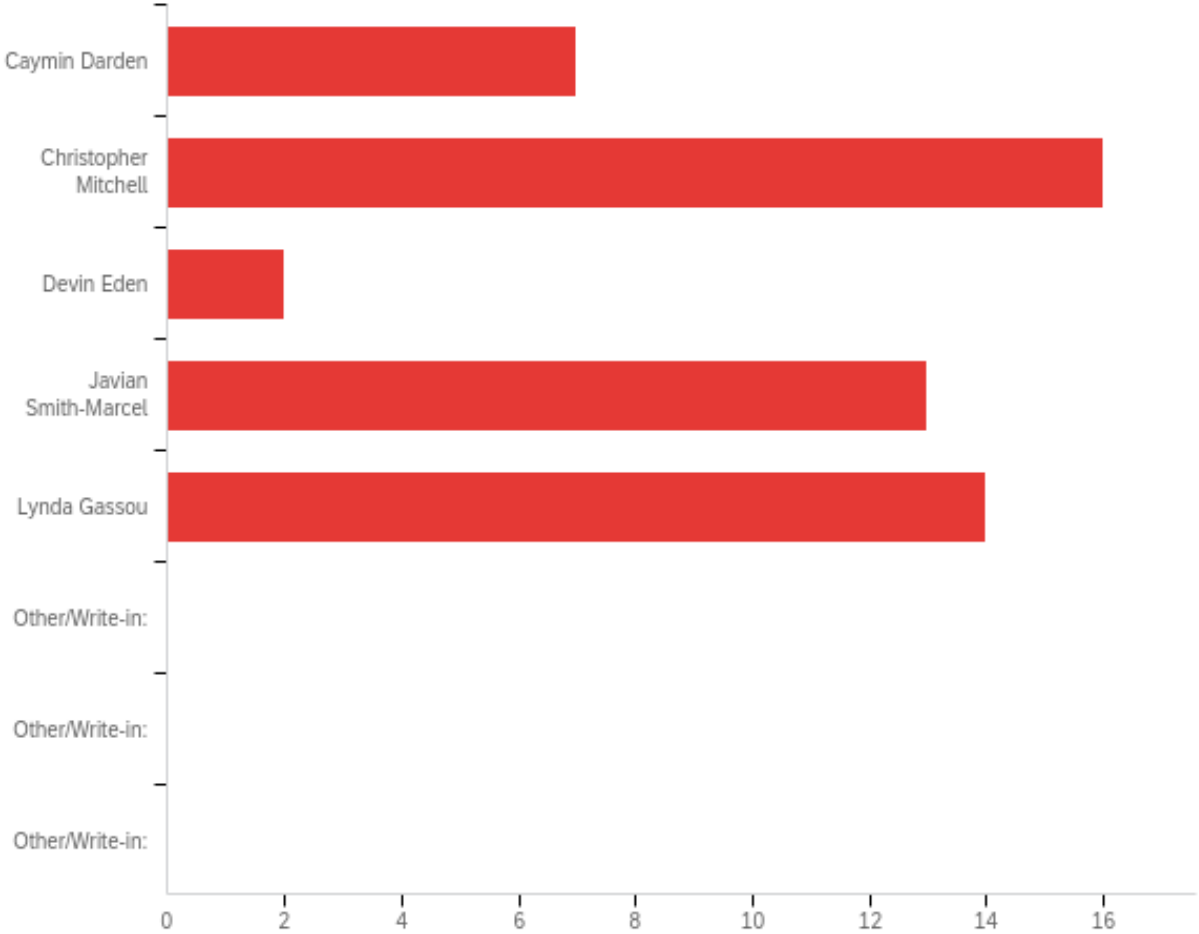
| # | Answer            | %      | Count |
|---|-------------------|--------|-------|
| 1 | Asael Martin Sida | 18.82% | 16    |
| 2 | Charlie Parris    | 17.65% | 15    |
| 3 | Jad Jumah Absy    | 16.47% | 14    |
| 4 | Mildred Orajiaka  | 27.06% | 23    |
| 5 | Nuvia Bergara     | 17.65% | 15    |
| 6 | Other/Write-in:   | 0.00%  | 0     |
| 7 | Other/Write-in:   | 1.18%  | 1     |
| 8 | Other/Write-in:   | 1.18%  | 1     |

Total

100%

85

College of Education and Psychology Below are the Candidates for Senator of the College of Education and Psychology. Please vote for up to three (3) candidates. Feel free to use the "Other/Write-in" answer choice to write in a student who you feel would represent their college well. If possible, please also type in a contact number for the student.



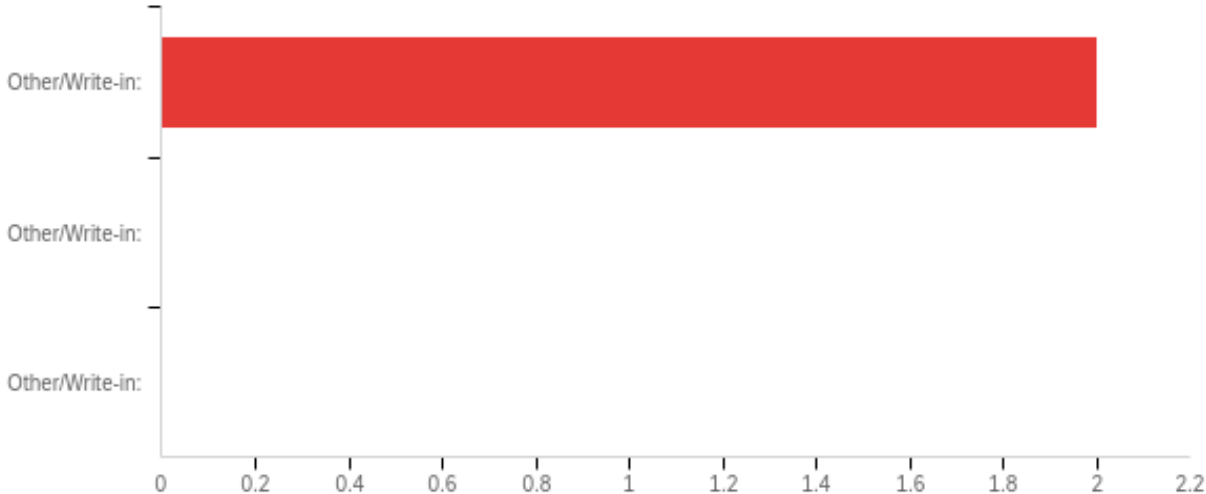
| # | Answer               | %      | Count |
|---|----------------------|--------|-------|
| 1 | Caymin Darden        | 13.46% | 7     |
| 2 | Christopher Mitchell | 30.77% | 16    |
| 3 | Devin Eden           | 3.85%  | 2     |
| 4 | Javian Smith-Marcel  | 25.00% | 13    |
| 5 | Lynda Gassou         | 26.92% | 14    |
| 6 | Other/Write-in:      | 0.00%  | 0     |
| 7 | Other/Write-in:      | 0.00%  | 0     |
| 8 | Other/Write-in:      | 0.00%  | 0     |

Total

100%

52

College of Engineering Below are the Candidates for Senator of the College of Engineering. Please vote for up to three (3) candidates. Feel free to use the "Other/Write-in" answer choice to write in a student who you feel would represent their college well. If possible, please also type in a contact number for the student.



| # | Answer          | %       | Count |
|---|-----------------|---------|-------|
| 2 | Other/Write-in: | 100.00% | 2     |
| 3 | Other/Write-in: | 0.00%   | 0     |
| 4 | Other/Write-in: | 0.00%   | 0     |
|   | Total           | 100%    | 2     |

Other/Write-in:

Other/Write-in: - Text

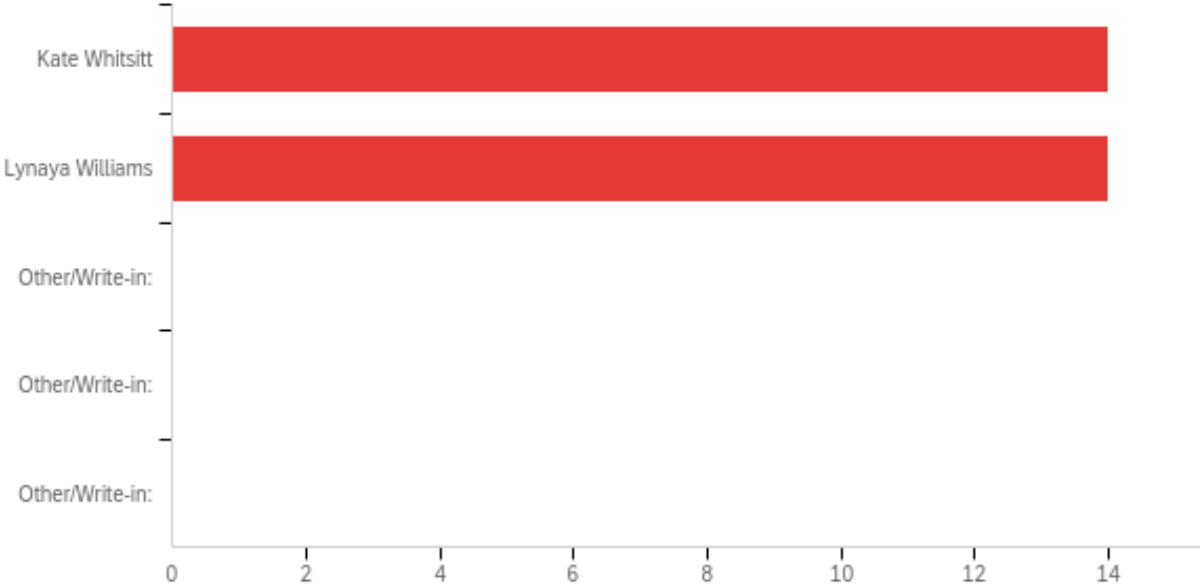
---

Sawyer Griffin

---

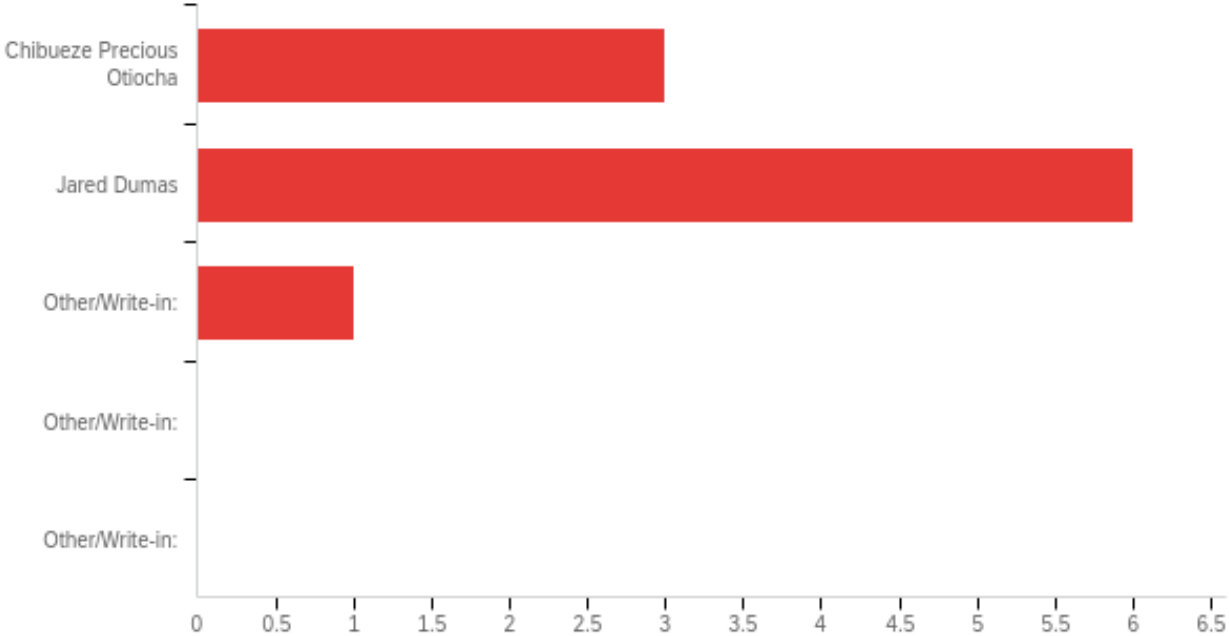
Jennings Rucker

School of Nursing Below are the Candidates for Senator of the School of Nursing. Please vote for up to three (3) candidates. Feel free to use the "Other/Write-in" answer choice to write in a student who you feel would represent their college well. If possible, please also type in a contact number for the student.



| # | Answer          | %      | Count |
|---|-----------------|--------|-------|
| 1 | Kate Whitsitt   | 50.00% | 14    |
| 2 | Lynaya Williams | 50.00% | 14    |
| 3 | Other/Write-in: | 0.00%  | 0     |
| 4 | Other/Write-in: | 0.00%  | 0     |
| 5 | Other/Write-in: | 0.00%  | 0     |
|   | Total           | 100%   | 28    |

Fisch College of Pharmacy Below are the Candidates for Senator of the Fisch College of Pharmacy. Please vote for up to three (3) candidates. Feel free to use the "Other/Write-in" answer choice to write in a student who you feel would represent their college well. If possible, please also type in a contact number for the student.

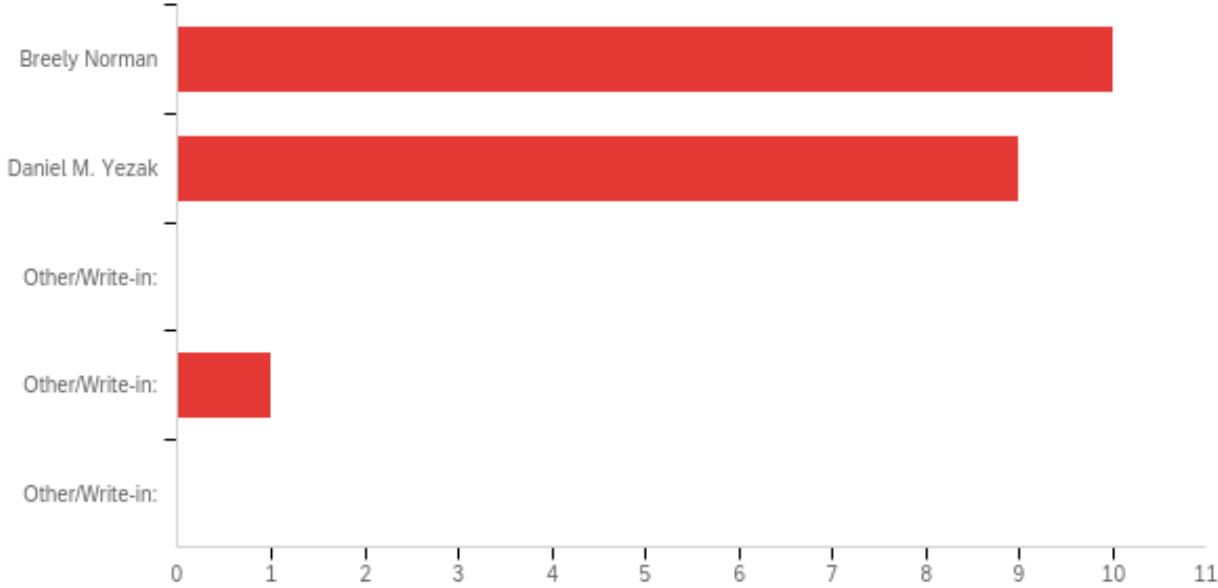


| # | Answer                    | %      | Count |
|---|---------------------------|--------|-------|
| 1 | Chibueze Precious Otiocha | 30.00% | 3     |
| 2 | Jared Dumas               | 60.00% | 6     |
| 3 | Other/Write-in:           | 10.00% | 1     |
| 4 | Other/Write-in:           | 0.00%  | 0     |
| 5 | Other/Write-in:           | 0.00%  | 0     |
|   | Total                     | 100%   | 10    |

Other/Write-in: - Text

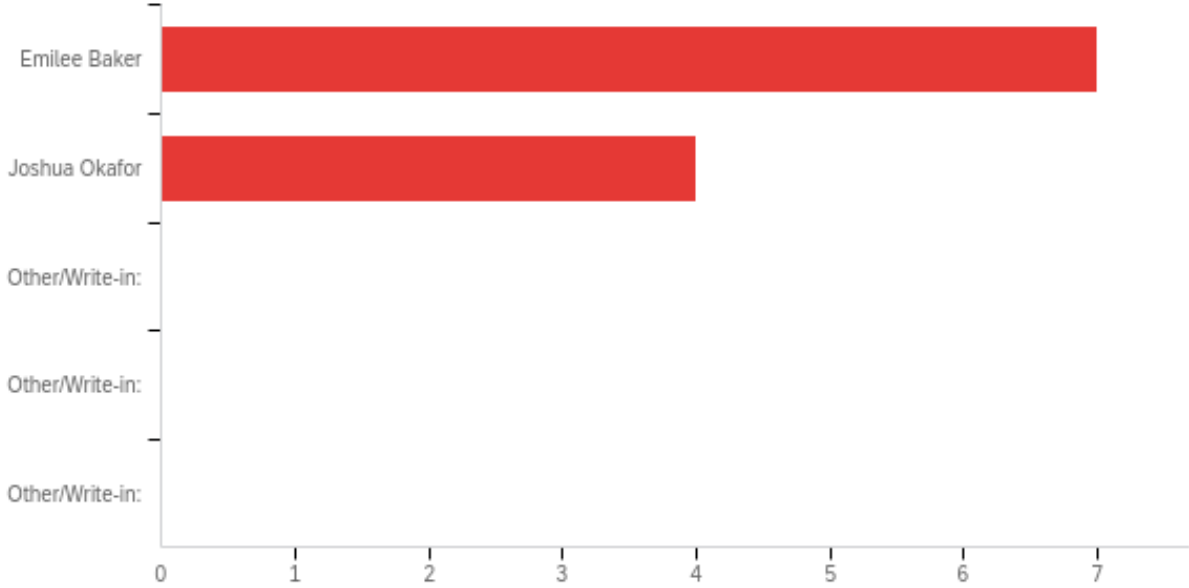
Abby Armstrong

**Soules College of Business Below are the Candidates for Senator of the Soules College of Business. Please vote for up to three (3) candidates. Feel free to use the "Other/Write-in" answer choice to write in a student who you feel would represent their college well. If possible, please also type in a contact number for the student.**



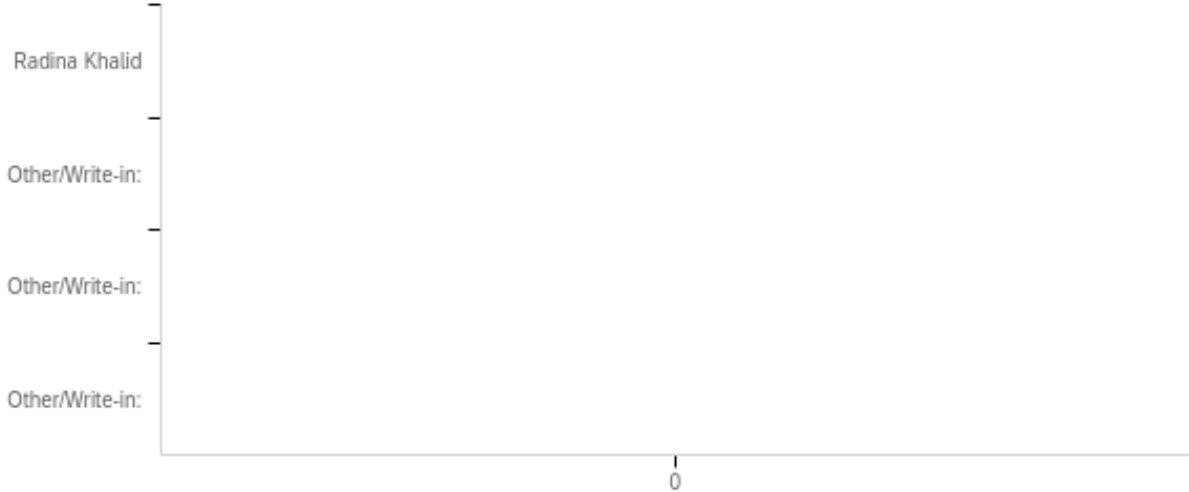
| # | Answer          | %      | Count |
|---|-----------------|--------|-------|
| 1 | Breely Norman   | 50.00% | 10    |
| 2 | Daniel M. Yezak | 45.00% | 9     |
| 3 | Other/Write-in: | 0.00%  | 0     |
| 4 | Other/Write-in: | 5.00%  | 1     |
| 5 | Other/Write-in: | 0.00%  | 0     |
|   | Total           | 100%   | 20    |

School of Health Professions Below are the Candidates for Senator of the School of Health Professions. Please vote for up to three (3) candidates. Feel free to use the “Other/Write-in” answer choice to write in a student who you feel would represent their college well. If possible, please also type in a contact number for the student.



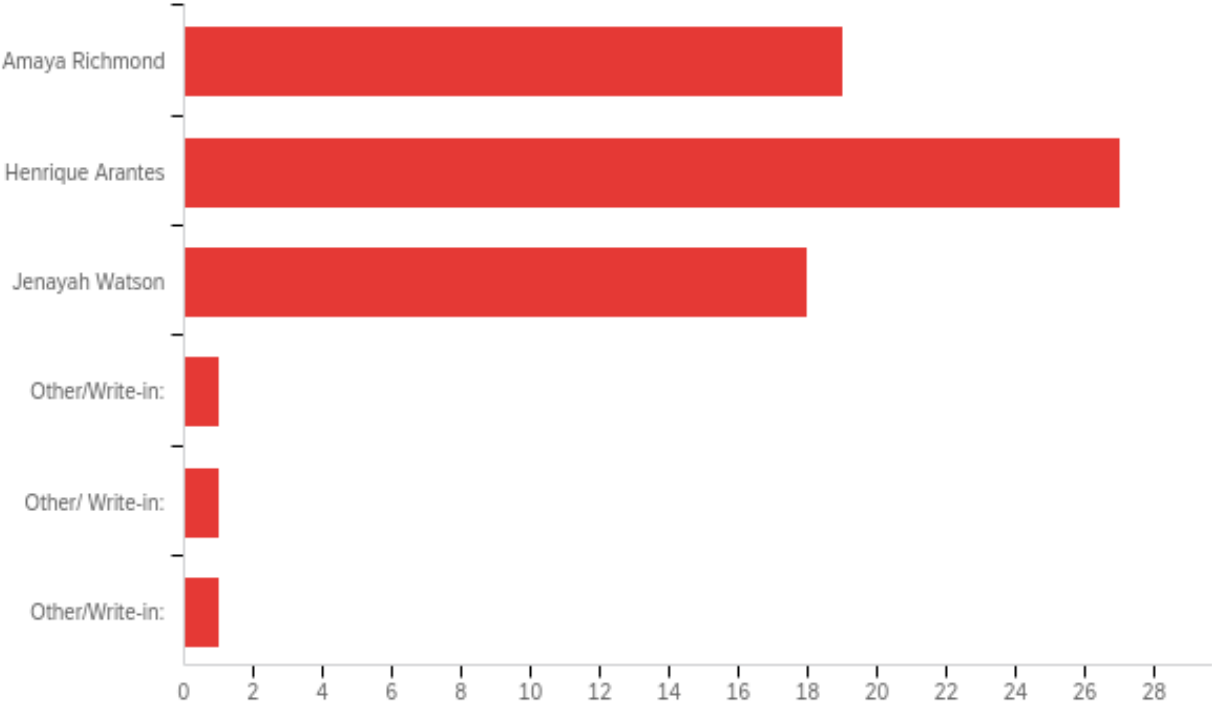
| # | Answer          | %      | Count |
|---|-----------------|--------|-------|
| 1 | Emilee Baker    | 63.64% | 7     |
| 2 | Joshua Okafor   | 36.36% | 4     |
| 3 | Other/Write-in: | 0.00%  | 0     |
| 4 | Other/Write-in: | 0.00%  | 0     |
| 5 | Other/Write-in: | 0.00%  | 0     |
|   | Total           | 100%   | 11    |

School of Medicine Below are the Candidates for Senator of the School of Medicine. Please vote for up to three (3) candidates. Feel free to use the “Other/Write-in” answer choice to write in a student who you feel would represent their college well. If possible, please also type in a contact number for the student.



| # | Answer          | %     | Count |
|---|-----------------|-------|-------|
| 1 | Radina Khalid   | 0.00% | 0     |
| 2 | Other/Write-in: | 0.00% | 0     |
| 3 | Other/Write-in: | 0.00% | 0     |
| 4 | Other/Write-in: | 0.00% | 0     |
|   | Total           |       | 0     |

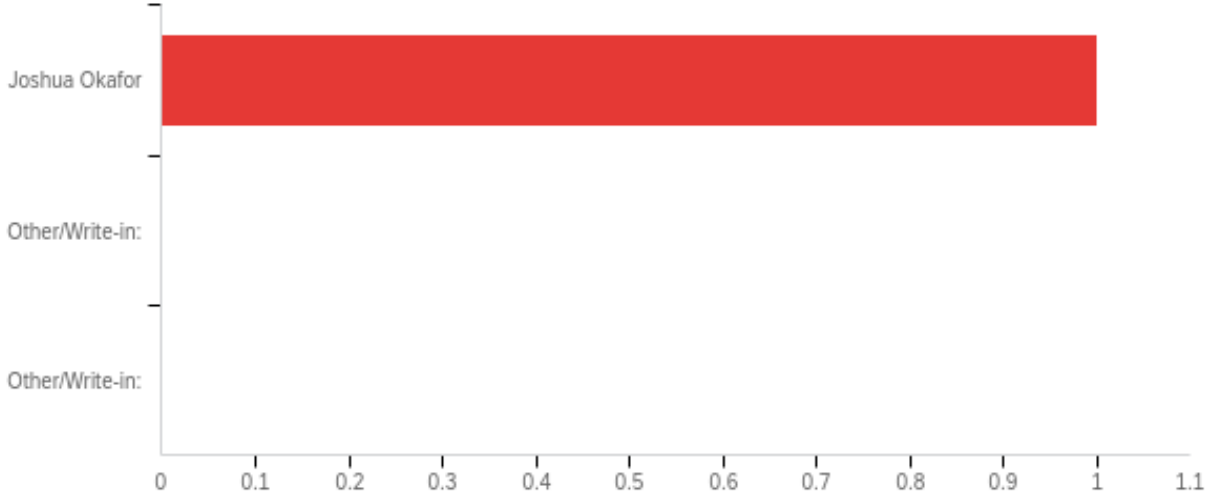
**Honor's College** Below are the Candidates for Senator of the Honor's College. Please vote for up to three (3) candidates. Feel free to use the "Other/Write-in" answer choice to write in a student who you feel would represent their college well. If possible, please also type in a contact number for the student.



Data source misconfigured for this visualization

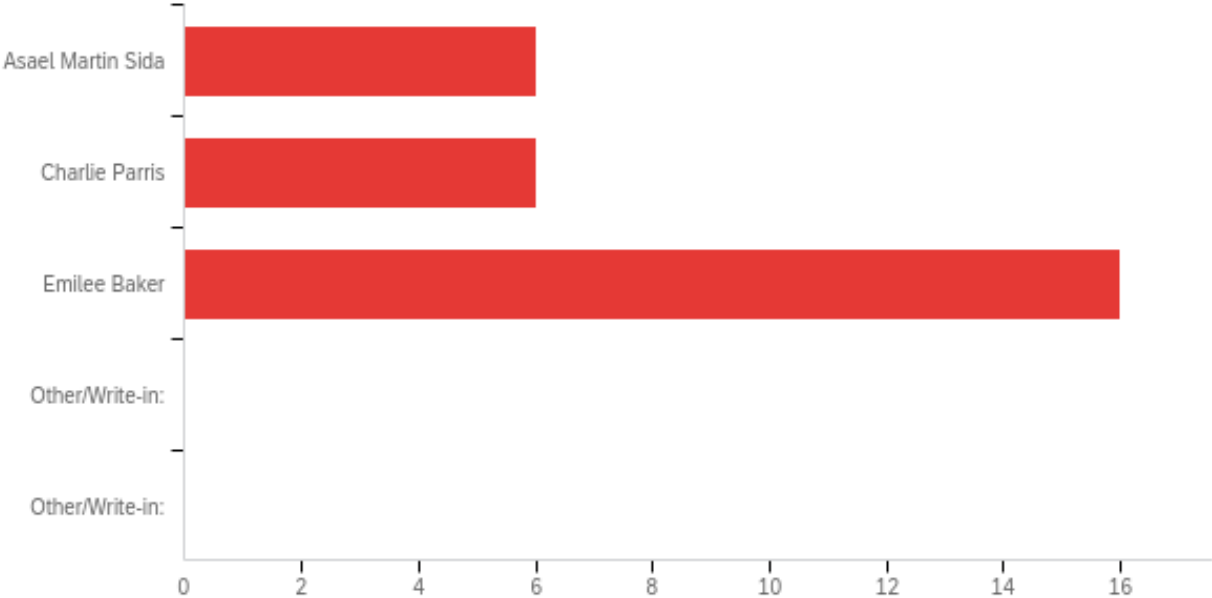
| # | Answer           | %      | Count |
|---|------------------|--------|-------|
| 1 | Amaya Richmond   | 28.36% | 19    |
| 2 | Henrique Arantes | 40.30% | 27    |
| 3 | Jenayah Watson   | 26.87% | 18    |
| 4 | Other/Write-in:  | 1.49%  | 1     |
| 5 | Other/ Write-in: | 1.49%  | 1     |
| 6 | Other/Write-in:  | 1.49%  | 1     |
|   | Total            | 100%   | 67    |

**Student Body at Large Senators - Freshman** Below are the Candidates for the Student Body at Large for Freshmen. Please vote for up to two (2) candidates. Feel free to use the "Other/Write-in" answer choice to write in a student who you feel would represent their college well. If possible, please also type in a contact number for the student.



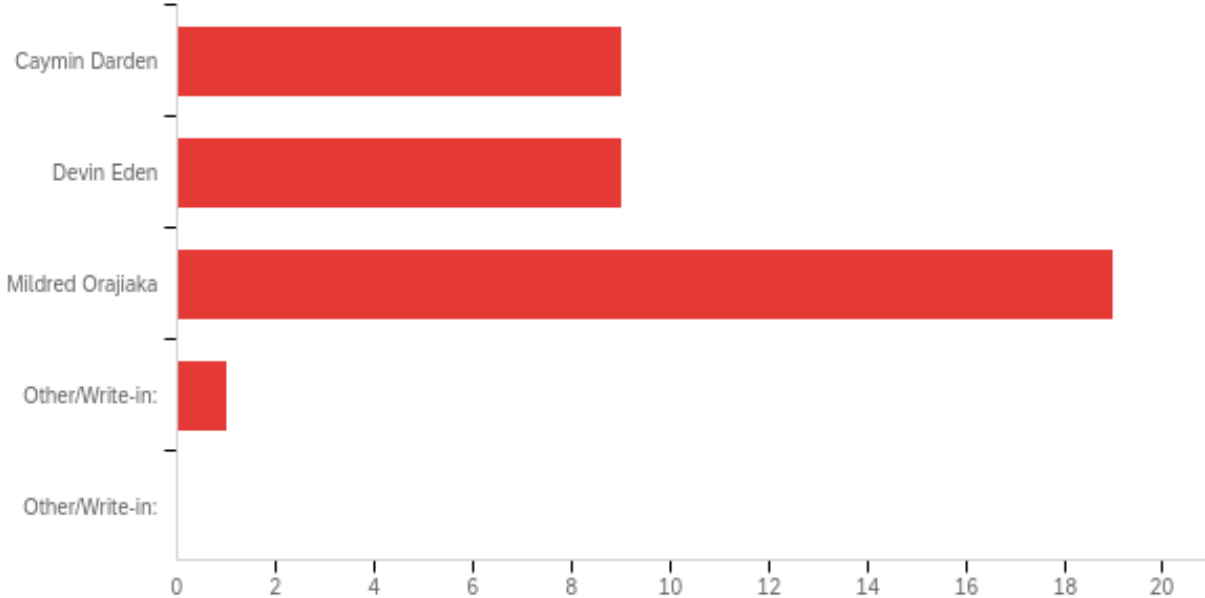
| # | Answer          | %       | Count |
|---|-----------------|---------|-------|
| 1 | Joshua Okafor   | 100.00% | 1     |
| 2 | Other/Write-in: | 0.00%   | 0     |
| 3 | Other/Write-in: | 0.00%   | 0     |
|   | Total           | 100%    | 1     |

**Student Body at Large Senators - Sophomore Below are the Candidates for the Student Body at Large for Sophomores. Please vote for up to two (2) candidates. Feel free to use the "Other/Write-in" answer choice to write in a student who you feel would represent their college well. If possible, please also type in a contact number for the student.**



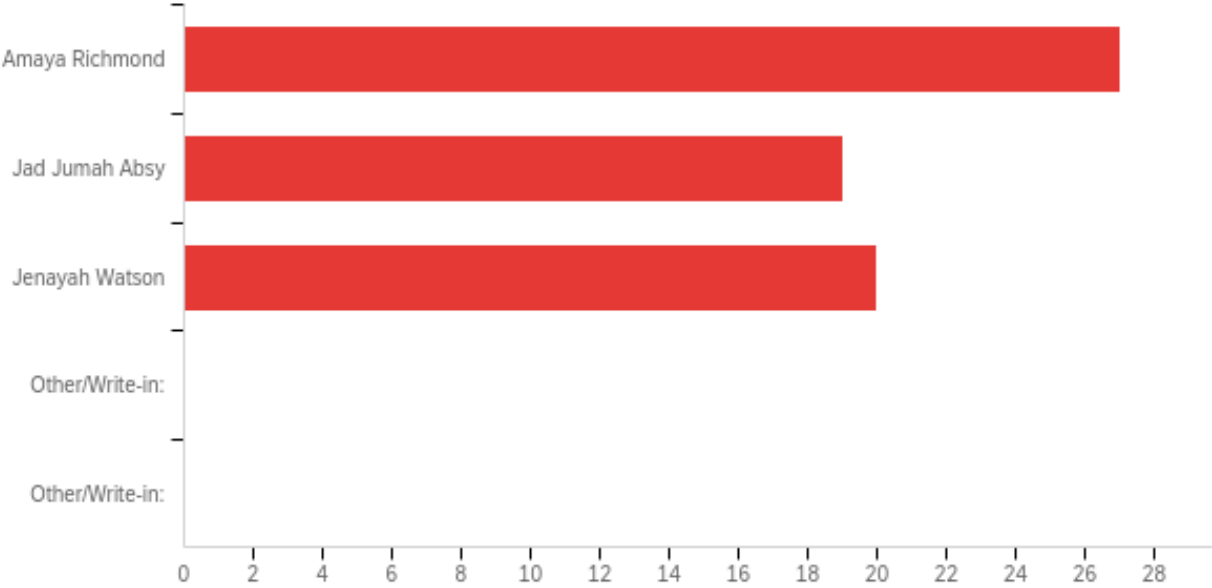
| # | Answer            | %      | Count |
|---|-------------------|--------|-------|
| 1 | Asael Martin Sida | 21.43% | 6     |
| 2 | Charlie Parris    | 21.43% | 6     |
| 3 | Emilee Baker      | 57.14% | 16    |
| 4 | Other/Write-in:   | 0.00%  | 0     |
| 5 | Other/Write-in:   | 0.00%  | 0     |
|   | Total             | 100%   | 28    |

**Student Body at Large Senators - Juniors Below are the Candidates for the Student Body at Large for Juniors. Please vote for up to two (2) candidates. Feel free to use the "Other/Write-in" answer choice to write in a student who you feel would represent their college well. If possible, please also type in a contact number for the student.**



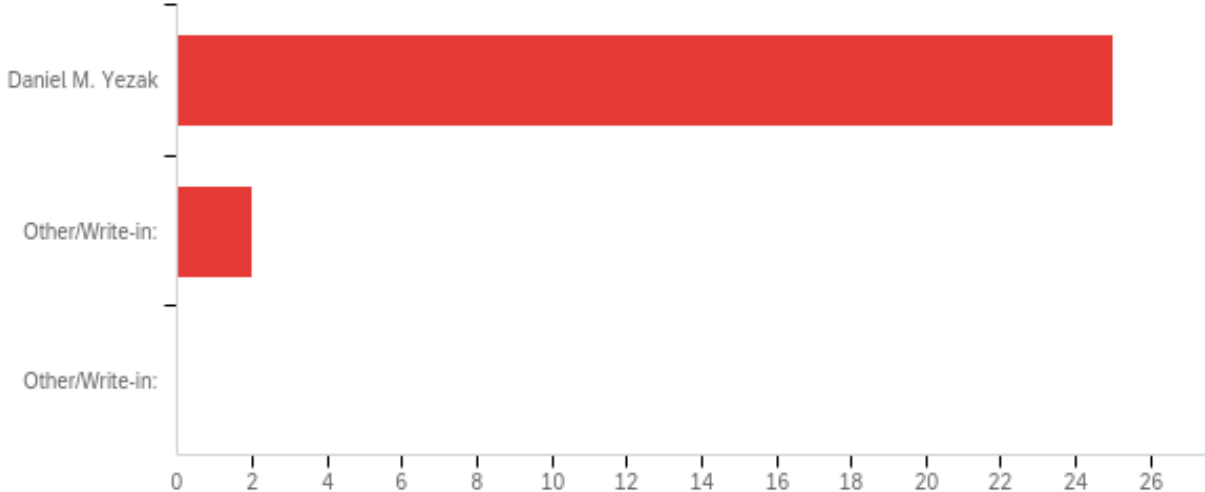
| # | Answer           | %      | Count |
|---|------------------|--------|-------|
| 1 | Caymin Darden    | 23.68% | 9     |
| 2 | Devin Eden       | 23.68% | 9     |
| 3 | Mildred Orajiaka | 50.00% | 19    |
| 4 | Other/Write-in:  | 2.63%  | 1     |
| 5 | Other/Write-in:  | 0.00%  | 0     |
|   | Total            | 100%   | 38    |

**Student Body at Large Senators - Seniors Below are the Candidates for the Student Body at Large for Seniors. Please vote for up to two (2) candidates. Feel free to use the "Other/Write-in" answer choice to write in a student who you feel would represent their college well. If possible, please also type in a contact number for the student.**



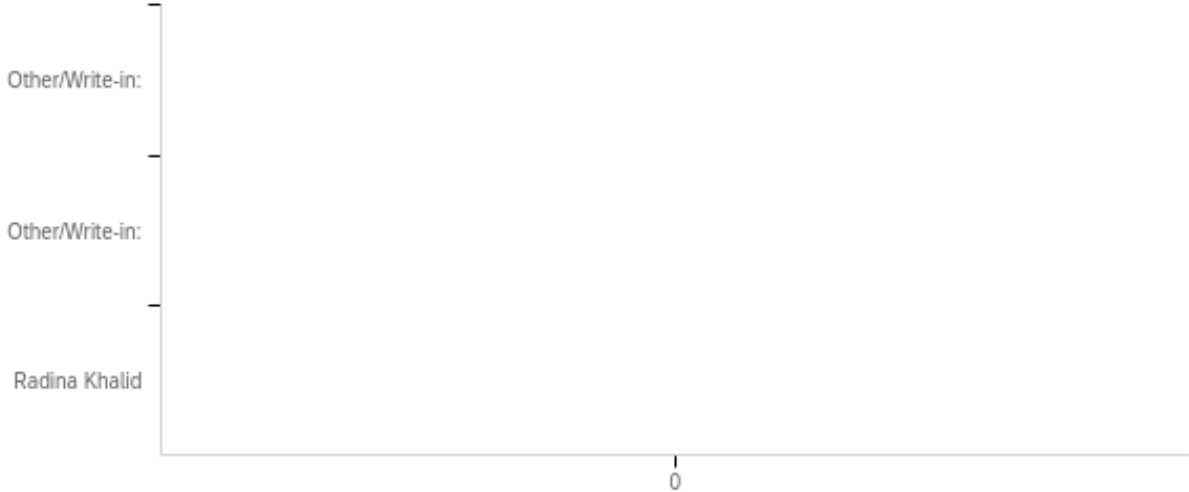
| # | Answer          | %      | Count |
|---|-----------------|--------|-------|
| 1 | Amaya Richmond  | 40.91% | 27    |
| 2 | Jad Jumah Absy  | 28.79% | 19    |
| 3 | Jenayah Watson  | 30.30% | 20    |
| 4 | Other/Write-in: | 0.00%  | 0     |
| 5 | Other/Write-in: | 0.00%  | 0     |
|   | Total           | 100%   | 66    |

**Student Body at Large Senators - Graduates Below are the Candidates for the Student Body at Large for Graduates. Please vote for up to two (2) candidates. Feel free to use the "Other/Write-in" answer choice to write in a student who you feel would represent their college well. If possible, please also type in a contact number for the student.**



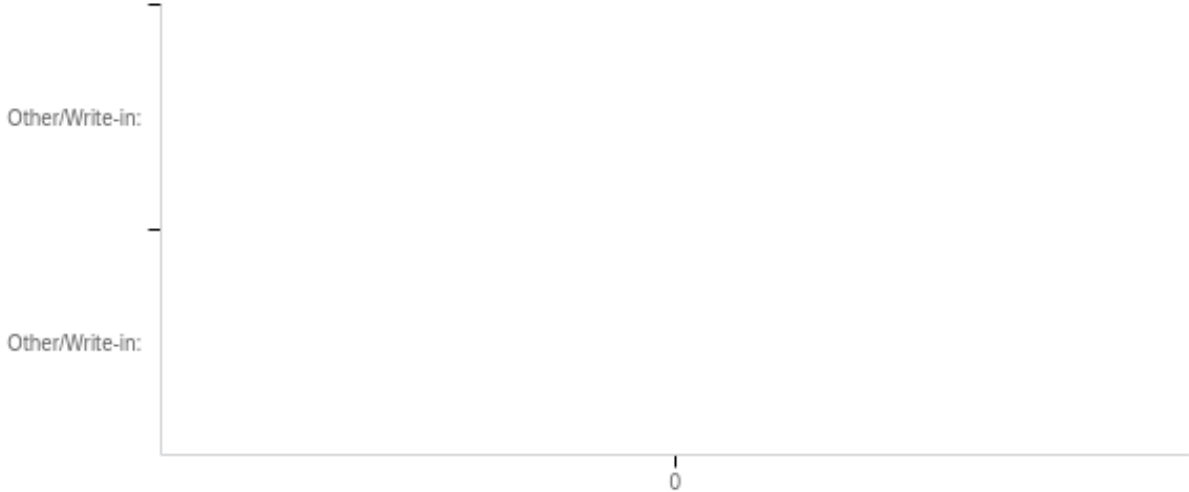
| # | Answer          | %      | Count |
|---|-----------------|--------|-------|
| 1 | Daniel M. Yezak | 92.59% | 25    |
| 2 | Other/Write-in: | 7.41%  | 2     |
| 3 | Other/Write-in: | 0.00%  | 0     |
|   | Total           | 100%   | 27    |

Health Science Center Campus Senators Below are the Candidates for the Health Science Center Campus. Please vote for up to two (2) candidates. Feel free to use the “Other/Write-in” answer choice to write in a student who you feel would represent their college well. If possible, please also type in a contact number for the student.



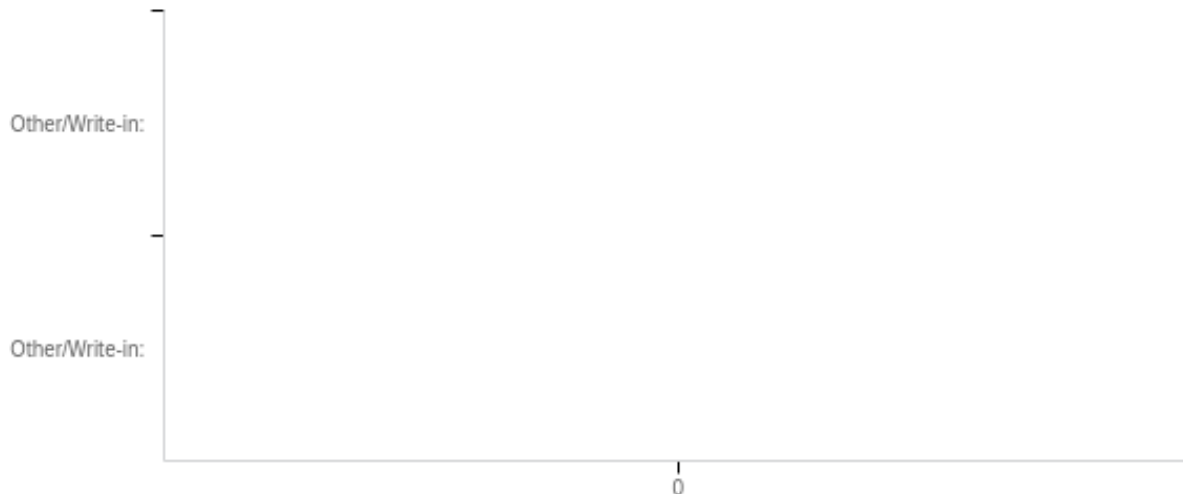
| # | Answer          | %     | Count |
|---|-----------------|-------|-------|
| 1 | Other/Write-in: | 0.00% | 0     |
| 4 | Other/Write-in: | 0.00% | 0     |
| 6 | Radina Khalid   | 0.00% | 0     |
|   | Total           |       | 0     |

Houston Campus Senators Below are the Candidates for the Houston Campus. Please vote for up to two (2) candidates. Feel free to use the "Other/Write-in" answer choice to write in a student who you feel would represent their college well. If possible, please also type in a contact number for the student.



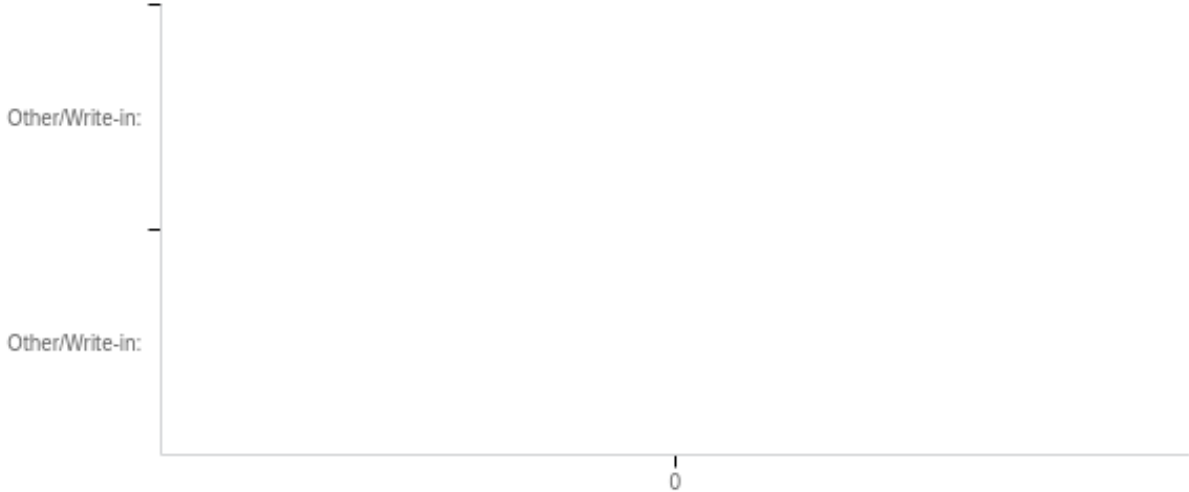
| # | Answer          | %     | Count |
|---|-----------------|-------|-------|
| 1 | Other/Write-in: | 0.00% | 0     |
| 2 | Other/Write-in: | 0.00% | 0     |
|   | Total           |       | 0     |

Longview Campus Senators Below are the Candidates for the Longview Campus. Please vote for up to two (2) candidates. Feel free to use the "Other/Write-in" answer choice to write in a student who you feel would represent their college well. If possible, please also type in a contact number for the student.



| # | Answer          | %     | Count |
|---|-----------------|-------|-------|
| 1 | Other/Write-in: | 0.00% | 0     |
| 2 | Other/Write-in: | 0.00% | 0     |
|   | Total           |       | 0     |

**Palestine Campus Senators Below are the Candidates for the Palestine Campus. Please vote for up to two (2) candidates. Feel free to use the "Other/Write-in" answer choice to write in a student who you feel would represent their college well. If possible, please also type in a contact number for the student.**



| # | Answer          | %     | Count |
|---|-----------------|-------|-------|
| 1 | Other/Write-in: | 0.00% | 0     |
| 2 | Other/Write-in: | 0.00% | 0     |
|   | Total           |       | 0     |