

Go to <https://www.citiprogram.org/>



Subscriptions ▾

Courses ▾

CE/CMEs

Tools

Support ▾



Register

Log In

+1 888.529.5929 English ▾

Research Ethics and Compliance Training



False Claims Act: A Primer and Guide for Research Organizations NEW


Explore the False Claims Act and Civil Monetary Penalties Law.



View Course

Understanding Consent Requirements and “Key Information” Under the Revised Rule NEW


Examine the informed consent requirements related to increasing understandability and “Key Information.”



View Webinar

BRANY SBER IRB Services NEW


Social, behavioral, and educational research has its own set of unique needs, and we understand them. Find out more about the SBER expertise, experience, and unique connected model of our accredited IRB.



Learn More

Compensation Reporting NEW

Explore the requirements of and compliance with compensation reporting on federal awards.



View Course



All faculty, staff, and students at the University of Texas at Tyler (UT Tyler) click Log In



Subscriptions ▾

Courses ▾

CE/CMEs

Tools

Support ▾



Register

+1 888.529.5929 English ▾


Log In

Research Ethics and Compliance Training

Four promotional cards for research ethics and compliance training, each with a "NEW" badge and navigation arrows.

- False Claims Act: A Primer and Guide for Research Organizations**
Explore the False Claims Act and Civil Monetary Penalties Law.
[View Course](#)
- Understanding Consent Requirements and "Key Information" Under the Revised Rule**
Examine the informed consent requirements related to increasing understandability and "Key Information."
[View Webinar](#)
- BRANY SBER IRB Services**
Social, behavioral, and educational research has its own set of unique needs, and we understand them. Find out more about the SBER expertise, experience, and unique connected model of our accredited IRB.
[Learn More](#)
- Compensation Reporting**
Explore the requirements of and compliance with compensation reporting on federal awards.
[View Course](#)

Click Log In Through My Organization

 English ▾

[LOG IN](#) **LOG IN THROUGH MY ORGANIZATION** REGISTER



Username [Forgot?](#)

Password [Forgot?](#)

Log In

New to the CITI Program? Read the [getting started guide](#) or watch the [getting started video](#).

Our Featured Courses

<p>Featured New</p> <h3>IACUC Protocol Review</h3> <p>An in-depth course to train IACUC members on conducting...</p>  <p>view course →</p>	<p>Featured</p> <h3>Ethics & Policy Issues in CRISPR Gene Editing</h3> <p>Explore the ethical and policy issues that CRISPR...</p>  <p>view webinar →</p>
<p>Featured</p> <h3>Informed Consent and Research with Wearable Tech</h3> <p>Explore informed...</p>	<p>Featured</p> <h3>Getting Started in Grant Writing: An Introduction</h3> <p>Learn more about grants, where to find...</p>

Type "Tyler" into the field and select University of Texas at Tyler

[LOG IN](#) [LOG IN THROUGH MY ORGANIZATION](#) [REGISTER](#)

Organizations listed here use "Single Sign On" (SSO) for CITI Program access.
SSO requires a username and password issued by the organization.

If your organization is not listed here, it does not use Single Sign On. Click on the "Log In" tab (if you already have a CITI Program account) or the "Register" tab (if you are new to CITI Program and creating an account for the first time).

To find your organization, enter its name in the box below, then pick from the list of choices provided. [?](#)

[University of Texas at Tyler](#)

[See our full list of SSO-enabled organizations](#)

New to the CITI Program? Read the [getting started guide](#) or watch the [getting started video](#).

Next click Continue to SSO Login/ Instructions

[LOG IN](#)


[LOG IN THROUGH MY ORGANIZATION](#)

[REGISTER](#)

Organizations listed here use "Single Sign On" (SSO) for CITI Program access.

SSO requires a username and password issued by the organization.

If your organization is not listed here, it does not use Single Sign On. Click on the "Log In" tab (if you already have a CITI Program account) or the "Register" tab (if you are new to CITI Program and creating an account for the first time).

To find your organization, enter its name in the box below, then pick from the list of choices provided. 

University of Texas at Tyler

[Continue To SSO Login / Instructions](#)

[See our full list of SSO-enabled organizations](#)

If you have an existing account, select I already have a CITI Program Account. Follow the prompts to log in using your existing account log in information.

Associate your SSO account with a CITI Program account

Please choose an option:

- I already have a CITI Program account.
- I don't have a CITI Program account and I need to create one.

Link to an existing CITI Program account

To link your existing CITI Program account to your SSO account, please log in to your CITI Program account.

* indicates a required field.

Note: Once you have completed this process, you will only select UT Tyler from the Log In Through My Organization webpage, and you will be logged in using your UT Tyler SSO. May require dual authentication.

If you are new to CITI and do not have an existing account, select I don't have a CITI Program account and I need to create one

Associate your SSO account with a CITI Program account

Please choose an option:

- I already have a CITI Program account.
- I don't have a CITI Program account and I need to create one.

Create a new CITI Program account

By clicking the button below, you will create a new CITI Program account.

[Create A New CITI Program Account](#)

Then click Create a New CITI Program Account

Associate your SSO account with a CITI Program account

Please choose an option:

I already have a CITI Program account.

I don't have a CITI Program account and I need to create one.

Create a new CITI Program account

By clicking the button below, you will create a new CITI Program account.

Create A New CITI Program Account

CITI - Learner Registration

Steps: **1** 2 3 4 5 6 7

Select Your Organization Affiliation

This option is for persons affiliated with a CITI Program subscriber organization.

To find your organization, enter its name in the box below, then pick from the list of choices provided. ⓘ

University of Texas at Tyler

University of Texas at Tyler only allows the use of a CITI Program username/password for access. You will create this username and password in step 2 of registration.

- I AGREE to the [Terms of Service](#) and [Privacy Policy](#) for accessing CITI Program materials.
- I affirm that I am an affiliate of University of Texas at Tyler.

Continue To Create Your CITI Program Username/Password

Once you have agreed to the Terms of Service and Privacy Policy and affirmed that you are an affiliate of University of Texas at Tyler, click Continue to Create your CITI Program Username/Password

Steps : [1](#) **[2](#)** [3](#) [4](#) [5](#) [6](#) [7](#)

Personal Information

* indicates a required field.

* First Name

* Last Name

* Email Address

* Verify email address

We urge you to provide a second email address, if you have one, in case messages are blocked or you lose the ability to access the first one. If you forget your username or password, you can recover that information using either email address.

Secondary email address

Verify secondary email address

Fill in the necessary fields.
List your UT Tyler email as
your primary email address
so that Cayuse can access
your CITI course completion
data.

Then continue to Step 3.

[Continue To Step 3](#)

Fill in the necessary fields.

Create your Username and Password

* indicates a required field.

Your username should consist of 4 to 50 characters. Your username is not case sensitive; "A12B34CD" is the same as "a12b34cd". Once created, your username will be part of the completion report.

* User Name

Your password should consist of 8 to 50 characters. Your password IS case sensitive; "A12B34CD" is not the same as "a12b34cd".

* Password

* Verify Password

Please choose a security question and provide an answer that you will remember. **NOTE: If you forget your login information, you will have to provide this answer to the security question in order to access your account.**

* Security Question

* Security Answer

Then click Continue to Step 4.

Continue To Step 4


CITI - Learner Registration - University of Texas at Tyler

Steps: [1](#) [2](#) [3](#) **4** [5](#) [6](#) [7](#)

* indicates a required field.

* Country of Residence

Search for country: Enter full or partial name (e.g., "United States") OR your country's two or three character abbreviation (e.g., "US", "USA"), then pick from the list of choices provided.

* May we contact you to provide information about other courses and services after you complete your CITI Program coursework? 

Yes

No

Fill in the necessary fields.

Then click Continue to Step 5

Continue To Step 5

This section is for those who are interested in Continuing Education credits in professions that allow AMA PRA Category 1 credits

* Are you interested in the option of receiving Continuing Education Unit (CEU) credit for completed CITI Program courses?

CITI is pleased to offer CE credits and units for purchase to learners qualifying for CE eligibility while concurrently meeting their institutions training requirements.

CE credits/units for physicians, psychologists, nurses, social workers and other professions allowed to use AMA PRA Category 1 credits for re-certification are available for many CITI courses – with that availability indicated on course and module listings. Please register your interest for CE credits below by checking the "YES" or "NO" dots, and, when applicable, types of credits you wish to earn at bottom of page. Please read texts entered for each option carefully.

Yes

At the start of your course, you will be prompted to click on a "CE Information" page link located at the top of your grade book and to VIEW and ACKNOWLEDGE accreditation and credit designation statements, learning objectives, faculty disclosures, types, number and costs of credits available for your course.

Yes

No

The CE functionality will not be activated for your course. Credits and units will therefore not be available to you for purchase after you start your course. You can change your preference to "YES" before such time however by clicking on the "CE Credit Status" tab located at the top of your grade book page.

No

If you picked "YES", please check below the one type of credit you would like to earn

- MDs, DOs, PAs - AMA PRA Category 1 Credits TM
- Psychologists – APA Credits
- Nurses – ANCC CNE
- Other Participants – Certificates of Participation
- Social Workers – Florida Board of Clinical Social Work, Marriage & Family Therapy and Mental Health Counseling

Fill in as necessary and click Continue to Step 6

Continue To Step 6

Fill in necessary fields.

Please provide the following information requested by University of Texas at Tyler

* indicates a required field.

Language Preference

* Institutional Email Address

Gender

Highest Degree

Employee Number

State

Zip/Postal Code

Country

Phone

Then click Continue to Step 7

Continue To Step 7

You are now on Step 7.
Read and answer the
questions on this page.
CITI will use your
answers to help select
the training courses you
will need.

When you're done, click
Complete Registration
at the bottom.

Question 1

Human Subjects Research

Please choose one learner group below based on your role and the type of human subjects activities you will conduct. You will be enrolled in the Basic Course for that group.

Choose one answer

- Biomedical Research Investigators: Choose this group to satisfy CITI training requirements for Investigators and staff involved primarily in Biomedical research with human subjects.
- Social & Behavioral Research Investigators: Choose this group to satisfy CITI training requirements for Investigators and staff involved primarily in Social and Behavioral research with human subjects.
- Research with data or laboratory specimens- ONLY: No direct contact with human subjects.
- IRB Members: This Basic Course is appropriate for IRB or Ethics Committee members.
- Not at this time.

Working with Fish in Research Settings

Working With Zebrafish (Danio rerio) in Research Settings

Question 2

Institutional/Signatory Official

Please make your selection below if you are an Institutional/Signatory Official or IRB Chair.

Choose all that apply

- Institutional/Signatory Officials
- IRB Chair

Question 3

Question 5

Biosafety/Biosecurity

Please make your selection(s) below to enroll the Biosafety/Biosecurity Course.

Choose all that apply

- Group 1: Initial Biosafety Training (BSS)
- Group 2: Biosafety Retraining (BSS)
- Group 3: IBC Committee Member Training (BSS)

Question 6

Export Compliance

If you would you like to register for the Export Compliance course, please select the appropriate option below.

Choose one answer

- Group 1: Researchers
- Group 2: Research Administrators
- Not at this time.

[Complete Registration](#)

Click Finalize Registration

CITI - Learner Registration

Welcome to the CITI Program. Your registration with **University of Texas at Tyler** is complete.

Finalize Registration

✔ Your registration has been completed successfully.

Institutional Courses

Institutional Courses are available to learners who have an affiliation with one or more subscribing institutions. If an institution with which you are affiliated is not listed, you may want to [add an affiliation](#). If you are no longer associated with a listed institution, you may want to [remove an affiliation](#).

To start your trainings, click View Courses

University of Texas at Tyler

View Courses

Would you like to affiliate with another Institution?

Add Affiliation

Would you like to remove an existing affiliation?

Remove Affiliation

Independent Learner

Register as an independent learner to purchase course content. Before you purchase a course, please make sure you do not already have access to that course through an Institutional affiliation. Please note that refunds are not available for courses purchased as an Independent Learner.

This will bring you to a list of your courses. Click Start Now when you are ready to begin one.

UT Tyler requires the completion of different courses depending on the type of research you will be conducting. Check the UT Tyler CITI page for the relevant course requirements.

Courses Ready to Begin

[Learner Tools](#)

University of Texas at Tyler
Biomedical Sciences (RCR)
Stage 1 - Basic Course

0 / 11 modules completed

[Start Now](#)

University of Texas at Tyler
Group 1: Initial Biosafety Training (BSS)
Stage 1

0 / 14 modules completed

[Start Now](#)

University of Texas at Tyler
Group 2: Biosafety Retraining (BSS)
Stage 1

0 / 10 modules completed

[Start Now](#)

University of Texas at Tyler

Before you begin a course, you will be asked to accept an Integrity Assurance Statement.

Each module within a course will have you complete a quiz at the end. To pass a course, you will need at least an average score of 80% across all modules.

Note: Once you have completed this process, you will only select UT Tyler from the Log In Through My Organization webpage, and you will be logged in using your UT Tyler SSO. May require dual authentication.

Contact the Office of Research and Scholarship at research@uttyler.edu or by calling 903-565-5858 with any questions or concerns about CITI registration.